



**DFPREVICOM**

Fundação de Previdência Complementar dos Servidores do Distrito Federal

# RELATÓRIO DE SEGURIDADE

---

Novembro de 2024



# RELATÓRIO - SEGURIDADE

COMPETÊNCIA: 11/2024  
18/12/2024

# DF-PREVIDÊNCIA

## PLANO DE CUSTEIO 2022

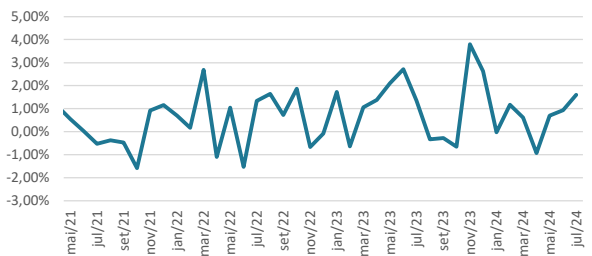
Contribuição:	Base de Cálculo	Fonte:	Min.	Max.
Cont. Normal	Salário de Participação:	Participante:	4,50%	8,50%
		Patrocinador:	4,50%	8,50%
Cont. Facult.	Salário de Participação:	Participante:	R\$ -	Remun.
		Participante:	7,00%	
Taxa de Carregamento:	Cont. Normal	Participante:	7,00%	
	Cont. Facultativa	Participante:	7,00%	
		Patrocinador:	3,00%	
Portabilidade:		Participante:	0,00%	
Taxa de Adm.	Saldo Conta Participante		0,00%	
Cont. Adm.	Saldo Conta Participante		0,00%	
Cobertura Adicional:	Cont. Normal	Participante:	0,00%	18,00%
		Patrocinador:	0,00%	18,00%
		Participante:	0,00%	100,00%
Reserva de Longevidade:	Cont. Normal	Participante:	0,00%	18,00%
		Patrocinador:	0,00%	18,00%
		Participante:	0,00%	100,00%

COTAÇÃO		
Mês	Cota vigente	Rent. %
abr/19	1,000000000	0,100%
mai/19	1,0009981115	0,324%
jun/19	1,0042405246	0,321%
jul/19	1,0074613748	0,578%
ago/19	1,0132877157	0,411%
set/19	1,0174504796	0,422%
out/19	1,0217469189	0,412%
nov/19	1,0259600000	0,259%
dez/19	1,0286180000	0,718%
jan/20	1,0360070000	0,621%
fev/20	1,0424420000	0,202%
mar/20	1,0445490000	-1,905%
abr/20	1,0246480000	0,604%
mai/20	1,0308380000	1,919%
jun/20	1,0506210000	1,155%
jul/20	1,0627530000	1,466%
ago/20	1,0783360000	-0,3512%
set/20	1,0745490000	-0,829%
out/20	1,0656370000	-0,311%
nov/20	1,0623220000	2,189%
dez/20	1,0855780000	2,221%
jan/21	1,1096940000	-0,533%
fev/21	1,1037800000	-0,999%
mar/21	1,0927540000	0,445%
abr/21	1,0976220000	1,129%
mai/21	1,1100150000	0,538%
jun/21	1,1159820000	0,034%
jul/21	1,1163670000	-0,531%
ago/21	1,1104360000	-0,379%
set/21	1,1062320000	-0,469%
out/21	1,1010400000	-1,586%
nov/21	1,0835770000	0,926%
dez/21	1,0936110000	1,157%
jan/22	1,1062620000	0,698%
fev/22	1,1139820000	0,167%
mar/22	1,1158470000	2,685%
abr/22	1,1458030000	-1,091%
mai/22	1,1333040000	1,044%
jun/22	1,1451310000	-1,527%
jul/22	1,1276460000	1,339%
ago/22	1,1427430000	1,647%
set/22	1,1615630000	0,729%
out/22	1,1700260000	1,868%
nov/22	1,1918770000	-0,671%
dez/22	1,1838770000	-0,074%
jan/23	1,1830062356	1,722%
fev/23	1,2033795662	-0,638%
mar/23	1,1957059641	1,061%
abr/23	1,2083953431	1,386%
mai/23	1,2251421846	2,100%
jun/23	1,2508722072	2,713%
jul/23	1,2848082443	1,362%
ago/23	1,3023021873	-0,323%
set/23	1,2980898023	-0,275%
out/23	1,2945245407	-0,654%
nov/23	1,2860568508	3,801%
dez/23	1,3349340189	2,630%
jan/24	1,3700409239	-0,018%
fev/24	1,3697919381	1,170%
mar/24	1,3858146032	0,619%
abr/24	1,3943873787	-0,924%
mai/24	1,3815021444	0,701%
jun/24	1,3911833764	0,940%
jul/24	1,4042650671	1,595%
ago/24	1,4266673110	1,668%
set/24	1,4504701418	-0,083%
out/24	1,4492667275	0,222%
nov/24	1,4524804129	0,769%
dez/24	1,4636453552	

COTAÇÃO



Rent. %



# DF-PREVIDÊNCIA

Mês	Fluxo Financeiro			
	Entradas	Saídas	Cota	Fechamento
abr/19	R\$ 4.296,43	R\$ -	R\$ 1,000000	R\$ 4.300,72
mai/19	R\$ 10.143,80	R\$ -	R\$ 1,000998	R\$ 14.491,31
jun/19	R\$ 11.410,20	R\$ -	R\$ 1,004241	R\$ 25.984,58
jul/19	R\$ 20.355,26	R\$ 169,56	R\$ 1,007461	R\$ 46.436,84
ago/19	R\$ 34.219,40	R\$ -	R\$ 1,013288	R\$ 80.987,59
set/19	R\$ 56.633,62	R\$ -	R\$ 1,017450	R\$ 138.202,35
out/19	R\$ 84.051,72	R\$ -	R\$ 1,021747	R\$ 223.170,60
nov/19	R\$ 71.923,01	R\$ -	R\$ 1,025960	R\$ 295.858,02
dez/19	R\$ 74.089,12	R\$ -	R\$ 1,028618	R\$ 372.604,75
jan/20	R\$ 70.161,78	R\$ -	R\$ 1,036007	R\$ 445.516,51
fev/20	R\$ 258.777,02	R\$ -	R\$ 1,042442	R\$ 705.716,89
mar/20	R\$ 251.408,63	R\$ 122,68	R\$ 1,044549	R\$ 938.770,20
abr/20	R\$ 370.299,36	R\$ 1.220,11	R\$ 1,024648	R\$ 1.315.750,23
mai/20	R\$ 522.632,91	R\$ 1.765,12	R\$ 1,030838	R\$ 1.871.865,44
jun/20	R\$ 429.021,10	R\$ 7.236,82	R\$ 1,050621	R\$ 2.320.134,11
jul/20	R\$ 471.776,89	R\$ 7.936,09	R\$ 1,062753	R\$ 2.824.795,87
ago/20	R\$ 490.685,08	R\$ 60.507,35	R\$ 1,078336	R\$ 3.241.016,16
set/20	R\$ 520.692,07	R\$ 10.418,90	R\$ 1,074549	R\$ 3.720.178,80
out/20	R\$ 509.334,03	R\$ 5.762,50	R\$ 1,065637	R\$ 4.210.608,33
nov/20	R\$ 557.861,22	R\$ 4.633,72	R\$ 1,062322	R\$ 4.868.124,46
dez/20	R\$ 719.164,76	R\$ 4.849,72	R\$ 1,085578	R\$ 5.706.454,26
jan/21	R\$ 603.335,30	R\$ 10.810,10	R\$ 1,109694	R\$ 6.265.409,37
fev/21	R\$ 550.648,09	R\$ 4.849,72	R\$ 1,103780	R\$ 6.743.167,28
mar/21	R\$ 908.748,77	R\$ 6.788,58	R\$ 1,092754	R\$ 7.679.185,65
abr/21	R\$ 802.507,23	R\$ 4.994,72	R\$ 1,097622	R\$ 8.572.403,86
mai/21	R\$ 736.075,85	R\$ 5.350,56	R\$ 1,110015	R\$ 9.353.142,69
jun/21	R\$ 801.596,90	R\$ 9.897,46	R\$ 1,115982	R\$ 10.148.339,91
jul/21	R\$ 778.817,05	R\$ 5.481,22	R\$ 1,116367	R\$ 10.863.656,36
ago/21	R\$ 802.457,77	R\$ 5.481,22	R\$ 1,110436	R\$ 11.616.480,28
set/21	R\$ 836.259,41	R\$ 6.120,88	R\$ 1,106232	R\$ 12.388.209,18
out/21	R\$ 803.818,92	R\$ 10.511,80	R\$ 1,101040	R\$ 12.972.451,28
nov/21	R\$ 837.883,85	R\$ 6.348,52	R\$ 1,083577	R\$ 13.931.807,18
dez/21	R\$ 1.072.920,44	R\$ 5.881,22	R\$ 1,093611	R\$ 15.172.356,55
jan/22	R\$ 1.050.394,14	R\$ 6.191,21	R\$ 1,106262	R\$ 16.329.721,62
fev/22	R\$ 1.088.859,43	R\$ 6.377,91	R\$ 1,113982	R\$ 17.441.364,38
mar/22	R\$ 1.000.570,02	R\$ 27.549,99	R\$ 1,115847	R\$ 18.909.839,84
abr/22	R\$ 1.434.690,62	R\$ 7.054,55	R\$ 1,145803	R\$ 20.115.631,95
mai/22	R\$ 1.305.811,35	R\$ 15.805,69	R\$ 1,133304	R\$ 21.629.199,85
jun/22	R\$ 1.929.931,95	R\$ 157.724,53	R\$ 1,145131	R\$ 23.044.161,08
jul/22	R\$ 1.500.432,27	R\$ 10.002,08	R\$ 1,127646	R\$ 24.863.224,52
ago/22	R\$ 1.813.811,78	R\$ 91.460,15	R\$ 1,142743	R\$ 27.023.557,79
set/22	R\$ 1.553.137,11	R\$ 18.168,37	R\$ 1,161563	R\$ 28.766.580,32
out/22	R\$ 1.569.863,65	R\$ 19.961,27	R\$ 1,170026	R\$ 30.882.655,29
nov/22	R\$ 1.872.525,17	R\$ 48.259,41	R\$ 1,191877	R\$ 32.487.340,94
dez/22	R\$ 2.309.312,71	R\$ 61.890,34	R\$ 1,183877	R\$ 34.709.212,40
jan/23	R\$ 1.423.032,47	R\$ 26.720,00	R\$ 1,183006	R\$ 36.727.295,03
fev/23	R\$ 1.622.134,03	R\$ 23.542,10	R\$ 1,203380	R\$ 38.081.429,81
mar/23	R\$ 1.950.988,55	R\$ 109.987,27	R\$ 1,195706	R\$ 40.346.106,20
abr/23	R\$ 1.928.077,97	R\$ 10.404,95	R\$ 1,208395	R\$ 42.849.502,11
mai/23	R\$ 2.433.756,65	R\$ 43.099,96	R\$ 1,225142	R\$ 46.189.952,34
jun/23	R\$ 2.021.619,16	R\$ 179.727,74	R\$ 1,250872	R\$ 49.334.997,51
jul/23	R\$ 1.993.874,07	R\$ 220.329,25	R\$ 1,284808	R\$ 51.803.687,00
ago/23	R\$ 2.187.333,42	R\$ 19.899,95	R\$ 1,302302	R\$ 53.796.403,04
set/23	R\$ 2.930.731,11	R\$ 25.143,48	R\$ 1,298090	R\$ 56.546.179,27
out/23	R\$ 3.082.720,87	R\$ 10.076,19	R\$ 1,294525	R\$ 59.228.847,79
nov/23	R\$ 3.168.507,41	R\$ 38.338,80	R\$ 1,286057	R\$ 64.728.998,82
dez/23	R\$ 3.546.364,58	R\$ 148.779,40	R\$ 1,334934	R\$ 69.917.671,95
jan/24	R\$ 2.617.041,11	R\$ 221.530,64	R\$ 1,370041	R\$ 72.300.037,45
fev/24	R\$ 2.765.774,88	R\$ 14.118,93	R\$ 1,369792	R\$ 75.929.584,50
mar/24	R\$ 2.763.748,01	R\$ 107.289,88	R\$ 1,385815	R\$ 79.071.603,71
abr/24	R\$ 3.186.627,16	R\$ 216.995,18	R\$ 1,394387	R\$ 81.282.808,40
mai/24	R\$ 3.010.775,80	R\$ 102.634,12	R\$ 1,381502	R\$ 84.780.994,12
jun/24	R\$ 3.126.687,37	R\$ 77.500,78	R\$ 1,391183	R\$ 88.654.254,05
jul/24	R\$ 3.381.314,86	R\$ 96.220,17	R\$ 1,404265	R\$ 93.406.057,39
ago/24	R\$ 3.793.139,60	R\$ 63.235,53	R\$ 1,426667	R\$ 98.756.568,42
set/24	R\$ 3.874.009,65	R\$ 155.253,83	R\$ 1,450470	R\$ 102.390.298,75
out/24	R\$ 4.394.223,66	R\$ 128.884,90	R\$ 1,449267	R\$ 106.891.938,02
nov/24	R\$ 3.882.120,89	R\$ 247.149,27	R\$ 1,452480	R\$ 111.376.134,60

# DF-PREVIDÊNCIA

Mês	Fluxo Cotas			
	Entradas	Saídas	Cota	Fechamento
abr/19	4.296,43	-	R\$ 1,000000	4.296,43
mai/19	10.133,69	-	R\$ 1,000998	14.430,12
jun/19	11.362,02	-	R\$ 1,004241	25.792,13
jul/19	20.204,51	168,75	R\$ 1,007461	45.827,89
ago/19	33.770,67	-	R\$ 1,013288	79.598,56
set/19	55.662,29	-	R\$ 1,017450	135.260,84
out/19	82.262,76	-	R\$ 1,021747	217.523,60
nov/19	70.103,13	-	R\$ 1,025960	287.626,73
dez/19	72.027,83	-	R\$ 1,028618	359.654,56
jan/20	67.723,27	-	R\$ 1,036007	427.377,83
fev/20	248.241,17	-	R\$ 1,042442	675.619,00
mar/20	240.686,30	117,45	R\$ 1,044549	916.187,85
abr/20	361.391,78	1.190,76	R\$ 1,024648	1.276.388,86
mai/20	506.998,10	1.712,32	R\$ 1,030838	1.781.674,65
jun/20	408.350,01	6.888,14	R\$ 1,050621	2.183.136,53
jul/20	443.919,60	7.467,48	R\$ 1,062753	2.619.588,65
ago/20	455.039,13	58.463,27	R\$ 1,078336	3.016.164,52
set/20	484.568,01	9.696,07	R\$ 1,074549	3.491.036,46
out/20	477.962,04	5.407,56	R\$ 1,065637	3.963.590,93
nov/20	525.133,83	4.361,88	R\$ 1,062322	4.484.362,88
dez/20	662.471,75	4.467,41	R\$ 1,085578	5.142.367,22
jan/21	543.695,20	9.741,51	R\$ 1,109694	5.676.320,91
fev/21	498.874,86	4.393,74	R\$ 1,103780	6.170.802,03
mar/21	831.613,31	6.212,36	R\$ 1,092754	6.996.202,98
abr/21	731.132,60	4.550,49	R\$ 1,097622	7.722.785,09
mai/21	663.122,44	4.820,26	R\$ 1,110015	8.381.087,26
jun/21	718.288,38	8.868,83	R\$ 1,115982	9.090.506,81
jul/21	697.635,32	4.909,87	R\$ 1,116367	9.783.232,26
ago/21	722.651,08	4.936,10	R\$ 1,110436	10.500.947,23
set/21	755.953,01	5.533,09	R\$ 1,106232	11.251.367,15
out/21	730.054,24	9.547,16	R\$ 1,101040	11.971.874,24
nov/21	773.257,32	5.858,85	R\$ 1,083577	12.739.272,71
dez/21	981.080,51	5.377,80	R\$ 1,093611	13.714.975,42
jan/22	949.498,53	5.596,51	R\$ 1,106262	14.658.877,43
fev/22	977.447,96	5.725,33	R\$ 1,113982	15.630.600,07
mar/22	896.691,05	23.717,25	R\$ 1,115847	16.503.573,87
abr/22	1.252.126,78	6.156,86	R\$ 1,145803	17.749.543,79
mai/22	1.152.216,31	13.795,58	R\$ 1,133304	18.887.964,51
jun/22	1.685.337,27	137.674,75	R\$ 1,145131	20.435.627,03
jul/22	1.330.588,03	8.712,50	R\$ 1,127646	21.757.502,56
ago/22	1.587.243,83	79.916,99	R\$ 1,142743	23.264.829,40
set/22	1.337.087,56	15.641,31	R\$ 1,161563	24.586.275,65
out/22	1.341.733,99	17.060,54	R\$ 1,170026	25.910.949,10
nov/22	1.571.022,09	40.490,26	R\$ 1,191877	27.441.480,93
dez/22	1.950.635,67	52.277,68	R\$ 1,183877	29.339.838,92
jan/23	1.202.872,81	22.586,53	R\$ 1,183006	30.520.125,20
fev/23	1.347.928,42	19.563,32	R\$ 1,203380	31.848.490,31
mar/23	1.631.662,47	91.985,21	R\$ 1,195706	33.388.167,56
abr/23	1.595.568,85	8.610,55	R\$ 1,208395	34.975.125,86
mai/23	1.986.249,73	35.179,56	R\$ 1,225142	36.926.196,03
jun/23	1.616.025,30	143.497,07	R\$ 1,250872	38.398.724,27
jul/23	1.551.309,42	171.488,04	R\$ 1,284808	39.778.545,64
ago/23	1.679.478,70	15.280,59	R\$ 1,302302	41.442.743,75
set/23	2.257.664,94	19.367,89	R\$ 1,298090	43.681.040,79
out/23	2.381.353,75	7.783,70	R\$ 1,294525	46.054.610,84
nov/23	2.463.738,22	29.811,12	R\$ 1,286057	48.488.537,93
dez/23	2.656.185,42	111.450,75	R\$ 1,334934	51.033.272,60
jan/24	1.910.189,69	161.696,37	R\$ 1,370041	52.781.765,93
fev/24	2.019.120,42	10.307,35	R\$ 1,369792	54.790.579,00
mar/24	1.993.897,47	77.420,08	R\$ 1,385815	56.707.056,39
abr/24	2.285.105,66	155.620,44	R\$ 1,394387	58.836.541,60
mai/24	2.179.349,35	74.252,67	R\$ 1,381502	60.941.638,29
jun/24	2.246.206,85	55.708,53	R\$ 1,391183	63.132.136,61
jul/24	2.407.889,32	68.519,95	R\$ 1,404265	65.471.505,98
ago/24	2.658.720,31	44.323,95	R\$ 1,426667	68.085.902,34
set/24	2.670.861,63	107.036,90	R\$ 1,450470	70.649.727,07
out/24	3.031.892,15	88.931,11	R\$ 1,449267	73.592.688,11
nov/24	2.672.496,80	170.156,70	R\$ 1,452480	76.095.028,21

# DF-PREVIDÊNCIA

Fluxo Financeiro: CLDF						
Mês	Entradas/Saídas			Tx. Carregamento	Fechamento (R\$)	
	Entradas	Saídas				
abr/19	R\$ 1.238,29	R\$ -	R\$ 93,21	R\$ 1.239,53		
mai/19	R\$ 4.021,04	R\$ -	R\$ 302,67	R\$ 5.277,61		
jun/19	R\$ 4.807,26	R\$ -	R\$ 361,84	R\$ 10.117,21		
jul/19	R\$ 3.439,56	R\$ -	R\$ 258,90	R\$ 13.635,17		
ago/19	R\$ 15.945,86	R\$ -	R\$ 1.200,22	R\$ 29.702,56		
set/19	R\$ 24.853,28	R\$ -	R\$ 1.870,68	R\$ 54.786,21		
out/19	R\$ 51.836,76	R\$ -	R\$ 3.338,50	R\$ 107.062,62		
nov/19	R\$ 34.157,36	R\$ -	R\$ 2.570,98	R\$ 141.585,85		
dez/19	R\$ 39.258,70	R\$ -	R\$ 2.899,66	R\$ 182.143,63		
jan/20	R\$ 16.369,40	R\$ -	R\$ 1.232,11	R\$ 199.746,06		
fev/20	R\$ 65.611,94	R\$ -	R\$ 4.938,53	R\$ 265.894,35		
mar/20	R\$ 59.293,53	R\$ -	R\$ 4.462,95	R\$ 318.992,32		
abr/20	R\$ 58.924,37	R\$ 344,84	R\$ 4.435,17	R\$ 379.852,80		
mai/20	R\$ 115.079,95	R\$ 500,00	R\$ 4.590,51	R\$ 503.921,50		
jun/20	R\$ 63.227,64	R\$ 5.408,70	R\$ 4.389,60	R\$ 568.227,11		
jul/20	R\$ 88.695,64	R\$ 3.227,88	R\$ 6.449,04	R\$ 663.279,91		
ago/20	R\$ 74.307,58	R\$ 331,60	R\$ 5.593,04	R\$ 734.666,73		
set/20	R\$ 88.840,64	R\$ 1.211,60	R\$ 6.686,94	R\$ 815.475,88		
out/20	R\$ 91.450,04	R\$ 2.223,08	R\$ 6.757,53	R\$ 901.888,48		
nov/20	R\$ 137.965,22	R\$ 551,60	R\$ 9.175,04	R\$ 1.062.054,15		
dez/20	R\$ 208.488,00	R\$ 551,60	R\$ 14.729,98	R\$ 1.298.203,26		
jan/21	R\$ 122.169,28	R\$ 6.511,98	R\$ 8.746,91	R\$ 1.406.325,54		
fev/21	R\$ 124.920,54	R\$ 551,60	R\$ 9.373,76	R\$ 1.515.403,89		
mar/21	R\$ 303.832,54	R\$ 2.490,46	R\$ 9.193,24	R\$ 1.824.839,21		
abr/21	R\$ 205.232,24	R\$ 571,60	R\$ 9.344,88	R\$ 2.052.414,47		
mai/21	R\$ 62.020,02	R\$ 618,04	R\$ 4.668,17	R\$ 2.125.179,49		
jun/21	R\$ 191.029,42	R\$ 811,60	R\$ 14.378,57	R\$ 2.316.196,10		
jul/21	R\$ 178.614,10	R\$ 811,60	R\$ 11.484,00	R\$ 2.480.748,56		
ago/21	R\$ 183.618,12	R\$ 811,60	R\$ 12.114,76	R\$ 2.653.471,12		
set/21	R\$ 181.088,26	R\$ 811,60	R\$ 11.627,56	R\$ 2.820.447,84		
out/21	R\$ 156.658,32	R\$ 5.842,18	R\$ 11.408,40	R\$ 2.924.138,37		
nov/21	R\$ 175.945,98	R\$ 1.061,60	R\$ 11.901,06	R\$ 3.127.719,92		
dez/21	R\$ 301.036,13	R\$ 1.211,60	R\$ 22.586,42	R\$ 3.467.194,63		
jan/22	R\$ 305.678,03	R\$ 1.211,60	R\$ 13.405,86	R\$ 3.797.981,42		
fev/22	R\$ 252.091,58	R\$ 1.314,96	R\$ 11.771,85	R\$ 4.055.536,37		
mar/22	R\$ 193.316,80	R\$ 1.211,60	R\$ 14.506,74	R\$ 4.361.673,65		
abr/22	R\$ 259.569,45	R\$ 1.211,60	R\$ 19.497,27	R\$ 4.569.633,85		
mai/22	R\$ 256.150,36	R\$ 1.211,60	R\$ 19.238,02	R\$ 4.874.921,17		
jun/22	R\$ 628.576,51	R\$ 141.180,87	R\$ 19.127,84	R\$ 5.280.439,62		
jul/22	R\$ 288.991,00	R\$ 1.211,60	R\$ 21.557,29	R\$ 5.642.766,71		
ago/22	R\$ 484.543,08	R\$ 1.211,60	R\$ 25.388,77	R\$ 6.226.989,78		
set/22	R\$ 327.623,24	R\$ 1.321,60	R\$ 24.625,08	R\$ 6.601.037,87		
out/22	R\$ 368.414,27	R\$ 11.569,60	R\$ 24.731,80	R\$ 7.087.825,54		
nov/22	R\$ 327.544,61	R\$ 29.320,17	R\$ 24.581,53	R\$ 7.336.474,06		
dez/22	R\$ 605.376,55	R\$ 1.977,00	R\$ 43.948,58	R\$ 7.934.033,68		
jan/23	R\$ 474.888,69	R\$ 1.781,60	R\$ 29.995,44	R\$ 8.551.925,69		
fev/23	R\$ 446.344,58	R\$ 15.236,24	R\$ 32.529,56	R\$ 8.925.751,83		
mar/23	R\$ 738.653,11	R\$ 3.730,99	R\$ 33.644,82	R\$ 9.763.197,44		
abr/23	R\$ 638.817,08	R\$ 4.161,75	R\$ 33.575,87	R\$ 10.541.953,95		
mai/23	R\$ 541.129,09	R\$ 17.610,93	R\$ 39.350,02	R\$ 11.297.824,17		
jun/23	R\$ 487.772,59	R\$ 159.340,56	R\$ 36.475,38	R\$ 11.941.675,36		
jul/23	R\$ 641.394,42	R\$ 151.145,93	R\$ 37.684,66	R\$ 12.600.838,66		
ago/23	R\$ 602.692,94	R\$ 6.357,44	R\$ 39.110,29	R\$ 13.154.487,00		
set/23	R\$ 751.093,03	R\$ 6.005,67	R\$ 43.106,47	R\$ 13.861.398,56		
out/23	R\$ 573.659,05	R\$ 2.749,99	R\$ 42.899,39	R\$ 14.337.903,61		
nov/23	R\$ 630.833,27	R\$ 15.431,63	R\$ 43.786,50	R\$ 15.521.612,33		
dez/23	R\$ 1.126.989,32	R\$ 39.421,96	R\$ 78.211,02	R\$ 17.045.890,13		
jan/24	R\$ 629.904,46	R\$ 64.233,18	R\$ 47.164,06	R\$ 17.608.360,75		
fev/24	R\$ 670.746,92	R\$ 6.272,15	R\$ 50.274,95	R\$ 18.486.575,66		
mar/24	R\$ 702.971,60	R\$ 18.520,03	R\$ 49.571,80	R\$ 19.289.620,96		
abr/24	R\$ 825.060,59	R\$ 204.282,37	R\$ 52.708,55	R\$ 19.726.109,60		
mai/24	R\$ 832.413,78	R\$ 94.409,36	R\$ 55.299,21	R\$ 20.607.575,84		
jun/24	R\$ 954.703,94	R\$ 2.397,59	R\$ 56.095,42	R\$ 21.762.615,86		
jul/24	R\$ 904.938,62	R\$ 3.909,41	R\$ 67.640,94	R\$ 23.025.198,26		
ago/24	R\$ 978.897,22	R\$ 9.697,17	R\$ 63.860,21	R\$ 24.394.695,36		
set/24	R\$ 1.133.732,28	R\$ 130.784,73	R\$ 65.175,43	R\$ 25.376.571,20		
out/24	R\$ 1.458.206,84	R\$ 105.358,87	R\$ 67.545,54	R\$ 26.788.690,49		
nov/24	R\$ 897.325,60	R\$ 194.604,17	R\$ 65.851,38	R\$ 27.702.733,20		

# DF-PREVIDÊNCIA

Fluxo Financeiro: DPDF						
Mês	Entradas/Saídas			Tx. Carregamento	Fechamento (R\$)	
	Entradas	Saídas				
abr/19	R\$ -	R\$ -	R\$ -	R\$ -	R\$ -	
mai/19	R\$ -	R\$ -	R\$ -	R\$ -	R\$ -	
jun/19	R\$ -	R\$ -	R\$ -	R\$ -	R\$ -	
jul/19	R\$ -	R\$ -	R\$ -	R\$ -	R\$ -	
ago/19	R\$ -	R\$ -	R\$ -	R\$ -	R\$ -	
set/19	R\$ -	R\$ -	R\$ -	R\$ -	R\$ -	
out/19	R\$ -	R\$ -	R\$ -	R\$ -	R\$ -	
nov/19	R\$ -	R\$ -	R\$ -	R\$ -	R\$ -	
dez/19	R\$ -	R\$ -	R\$ -	R\$ -	R\$ -	
jan/20	R\$ -	R\$ -	R\$ -	R\$ -	R\$ -	
fev/20	R\$ -	R\$ -	R\$ -	R\$ -	R\$ -	
mar/20	R\$ 5.947,96	R\$ -	R\$ 447,68	R\$ 5.834,64	R\$ 5.834,64	
abr/20	R\$ 27.597,88	R\$ 158,28	R\$ 2.077,26	R\$ 33.475,25	R\$ 33.475,25	
mai/20	R\$ 27.243,34	R\$ 255,00	R\$ 2.050,58	R\$ 61.623,96	R\$ 61.623,96	
jun/20	R\$ 43.460,20	R\$ 255,00	R\$ 3.271,20	R\$ 106.039,67	R\$ 106.039,67	
jul/20	R\$ 63.676,94	R\$ 1.051,94	R\$ 4.792,88	R\$ 171.137,78	R\$ 171.137,78	
ago/20	R\$ 59.848,01	R\$ 719,76	R\$ 4.504,69	R\$ 229.457,36	R\$ 229.457,36	
set/20	R\$ 93.923,16	R\$ 6.539,16	R\$ 4.596,94	R\$ 314.213,57	R\$ 314.213,57	
out/20	R\$ 63.237,02	R\$ 810,00	R\$ 4.759,78	R\$ 375.468,93	R\$ 375.468,93	
nov/20	R\$ 64.897,73	R\$ 810,00	R\$ 4.884,77	R\$ 449.179,28	R\$ 449.179,28	
dez/20	R\$ 121.548,81	R\$ 810,00	R\$ 7.506,28	R\$ 582.578,76	R\$ 582.578,76	
jan/21	R\$ 69.335,36	R\$ 810,00	R\$ 5.218,80	R\$ 647.634,13	R\$ 647.634,13	
fev/21	R\$ 70.993,68	R\$ 810,00	R\$ 5.343,62	R\$ 710.647,31	R\$ 710.647,31	
mar/21	R\$ 73.690,84	R\$ 810,00	R\$ 5.546,62	R\$ 787.018,61	R\$ 787.018,61	
abr/21	R\$ 79.354,52	R\$ 810,00	R\$ 5.972,92	R\$ 875.336,00	R\$ 875.336,00	
mai/21	R\$ 77.986,54	R\$ 835,00	R\$ 5.869,94	R\$ 957.607,74	R\$ 957.607,74	
jun/21	R\$ 71.466,36	R\$ 835,00	R\$ 5.379,18	R\$ 1.028.593,83	R\$ 1.028.593,83	
jul/21	R\$ 74.067,32	R\$ 835,00	R\$ 5.574,96	R\$ 1.095.972,40	R\$ 1.095.972,40	
ago/21	R\$ 73.519,76	R\$ 835,00	R\$ 5.533,74	R\$ 1.164.232,74	R\$ 1.164.232,74	
set/21	R\$ 85.086,64	R\$ 835,00	R\$ 6.404,38	R\$ 1.242.624,73	R\$ 1.242.624,73	
out/21	R\$ 73.590,06	R\$ 835,00	R\$ 5.539,04	R\$ 1.294.517,27	R\$ 1.294.517,27	
nov/21	R\$ 94.389,62	R\$ 835,00	R\$ 6.281,64	R\$ 1.400.925,53	R\$ 1.400.925,53	
dez/21	R\$ 98.796,38	R\$ 835,00	R\$ 7.436,28	R\$ 1.516.226,18	R\$ 1.516.226,18	
jan/22	R\$ 74.116,14	R\$ 835,00	R\$ 5.578,64	R\$ 1.600.599,63	R\$ 1.600.599,63	
fev/22	R\$ 74.212,90	R\$ 835,00	R\$ 5.585,92	R\$ 1.676.780,06	R\$ 1.676.780,06	
mar/22	R\$ 76.319,28	R\$ 835,00	R\$ 5.744,46	R\$ 1.799.305,58	R\$ 1.799.305,58	
abr/22	R\$ 80.915,62	R\$ 835,00	R\$ 6.090,42	R\$ 1.858.884,90	R\$ 1.858.884,90	
mai/22	R\$ 102.229,28	R\$ 835,00	R\$ 7.694,68	R\$ 1.980.736,38	R\$ 1.980.736,38	
jun/22	R\$ 126.117,92	R\$ 835,00	R\$ 9.492,74	R\$ 2.073.862,50	R\$ 2.073.862,50	
jul/22	R\$ 208.954,36	R\$ 585,00	R\$ 9.574,58	R\$ 2.312.786,53	R\$ 2.312.786,53	
ago/22	R\$ 125.493,04	R\$ 68.130,81	R\$ 9.445,72	R\$ 2.409.190,47	R\$ 2.409.190,47	
set/22	R\$ 134.259,92	R\$ 585,00	R\$ 10.105,58	R\$ 2.561.392,38	R\$ 2.561.392,38	
out/22	R\$ 129.245,38	R\$ 585,00	R\$ 9.728,14	R\$ 2.740.291,25	R\$ 2.740.291,25	
nov/22	R\$ 135.578,06	R\$ 585,00	R\$ 10.204,80	R\$ 2.855.985,11	R\$ 2.855.985,11	
dez/22	R\$ 164.736,94	R\$ 585,00	R\$ 12.399,56	R\$ 3.017.915,68	R\$ 3.017.915,68	
jan/23	R\$ 125.252,64	R\$ 585,00	R\$ 9.427,62	R\$ 3.196.703,82	R\$ 3.196.703,82	
fev/23	R\$ 128.741,26	R\$ 585,00	R\$ 9.690,20	R\$ 3.303.658,41	R\$ 3.303.658,41	
mar/23	R\$ 126.293,58	R\$ 94.753,39	R\$ 9.505,96	R\$ 3.370.593,26	R\$ 3.370.593,26	
abr/23	R\$ 135.416,72	R\$ 585,00	R\$ 10.192,66	R\$ 3.554.005,76	R\$ 3.554.005,76	
mai/23	R\$ 133.950,60	R\$ 585,00	R\$ 10.082,30	R\$ 3.764.812,29	R\$ 3.764.812,29	
jun/23	R\$ 139.218,96	R\$ 585,00	R\$ 10.478,84	R\$ 4.009.346,36	R\$ 4.009.346,36	
jul/23	R\$ 137.471,58	R\$ 700,00	R\$ 10.347,32	R\$ 4.202.571,46	R\$ 4.202.571,46	
ago/23	R\$ 152.554,06	R\$ 700,00	R\$ 11.482,56	R\$ 4.340.340,83	R\$ 4.340.340,83	
set/23	R\$ 379.229,46	R\$ 3.897,54	R\$ 11.493,66	R\$ 4.702.723,16	R\$ 4.702.723,16	
out/23	R\$ 145.237,86	R\$ 700,00	R\$ 10.931,89	R\$ 4.815.554,32	R\$ 4.815.554,32	
nov/23	R\$ 641.159,96	R\$ 700,00	R\$ 11.629,18	R\$ 5.663.372,55	R\$ 5.663.372,55	
dez/23	R\$ 195.408,61	R\$ 700,00	R\$ 14.708,15	R\$ 6.012.140,54	R\$ 6.012.140,54	
jan/24	R\$ 145.717,72	R\$ 700,00	R\$ 10.968,00	R\$ 6.156.039,28	R\$ 6.156.039,28	
fev/24	R\$ 171.086,34	R\$ 700,00	R\$ 12.877,46	R\$ 6.400.426,78	R\$ 6.400.426,78	
mar/24	R\$ 157.995,52	R\$ 700,00	R\$ 11.892,14	R\$ 6.598.288,97	R\$ 6.598.288,97	
abr/24	R\$ 175.544,08	R\$ 700,00	R\$ 13.213,00	R\$ 6.710.543,98	R\$ 6.710.543,98	
mai/24	R\$ 165.138,10	R\$ 700,00	R\$ 12.429,76	R\$ 6.923.160,29	R\$ 6.923.160,29	
jun/24	R\$ 169.877,52	R\$ 700,00	R\$ 12.786,48	R\$ 7.159.029,07	R\$ 7.159.029,07	
jul/24	R\$ 210.196,52	R\$ 700,00	R\$ 12.985,46	R\$ 7.486.075,70	R\$ 7.486.075,70	
ago/24	R\$ 188.968,00	R\$ 700,00	R\$ 14.223,40	R\$ 7.802.384,13	R\$ 7.802.384,13	
set/24	R\$ 194.112,36	R\$ 700,00	R\$ 14.357,16	R\$ 7.989.162,60	R\$ 7.989.162,60	
out/24	R\$ 186.301,06	R\$ 700,00	R\$ 14.022,66	R\$ 8.192.890,84	R\$ 8.192.890,84	
nov/24	R\$ 195.287,14	R\$ 700,00	R\$ 14.699,04	R\$ 8.451.950,94	R\$ 8.451.950,94	

# DF-PREVIDÊNCIA

Fluxo Financeiro: GDF					
Mês	Entradas/Saídas			Tx. Carregamento	Fechamento (R\$)
	Entradas	Saídas			
abr/19	R\$ -	R\$ -	R\$ -	R\$ -	R\$ -
mai/19	R\$ 220,96	R\$ -	R\$ 16,62	R\$ -	R\$ 221,68
jun/19	R\$ 181,26	R\$ -	R\$ 13,64	R\$ -	R\$ 404,23
jul/19	R\$ 10.494,02	R\$ 169,56	R\$ 777,11	R\$ -	R\$ 10.790,28
ago/19	R\$ 11.851,86	R\$ -	R\$ 884,46	R\$ -	R\$ 22.735,16
set/19	R\$ 16.312,86	R\$ -	R\$ 1.227,86	R\$ -	R\$ 39.212,91
out/19	R\$ 15.634,80	R\$ -	R\$ 1.176,80	R\$ -	R\$ 55.073,87
nov/19	R\$ 19.068,91	R\$ -	R\$ 1.435,31	R\$ -	R\$ 74.334,87
dez/19	R\$ 10.258,62	R\$ -	R\$ 772,18	R\$ -	R\$ 85.201,16
jan/20	R\$ 18.111,50	R\$ -	R\$ 1.363,24	R\$ -	R\$ 103.954,37
fev/20	R\$ 18.975,02	R\$ -	R\$ 1.428,24	R\$ -	R\$ 123.177,85
mar/20	R\$ 32.000,10	R\$ -	R\$ 2.408,60	R\$ -	R\$ 152.221,47
abr/20	R\$ 149.466,45	R\$ 429,97	R\$ 11.250,16	R\$ -	R\$ 303.077,88
mai/20	R\$ 249.479,36	R\$ 600,00	R\$ 18.777,58	R\$ -	R\$ 562.549,95
jun/20	R\$ 191.941,66	R\$ 1.163,00	R\$ 14.447,22	R\$ -	R\$ 762.027,64
jul/20	R\$ 190.667,51	R\$ 3.246,15	R\$ 14.351,32	R\$ -	R\$ 963.370,64
ago/20	R\$ 216.311,87	R\$ 59.045,87	R\$ 12.007,16	R\$ -	R\$ 1.114.174,29
set/20	R\$ 203.317,42	R\$ 2.258,02	R\$ 15.303,46	R\$ -	R\$ 1.304.325,52
out/20	R\$ 218.699,71	R\$ 2.319,30	R\$ 16.461,27	R\$ -	R\$ 1.515.975,29
nov/20	R\$ 218.362,62	R\$ 2.862,00	R\$ 16.435,93	R\$ -	R\$ 1.769.380,81
dez/20	R\$ 236.144,93	R\$ 3.078,00	R\$ 17.774,34	R\$ -	R\$ 2.046.931,90
jan/21	R\$ 209.246,46	R\$ 3.078,00	R\$ 15.749,72	R\$ -	R\$ 2.241.092,70
fev/21	R\$ 215.059,93	R\$ 3.078,00	R\$ 16.186,99	R\$ -	R\$ 2.428.570,11
mar/21	R\$ 375.758,98	R\$ 3.078,00	R\$ 28.282,92	R\$ -	R\$ 2.813.730,10
abr/21	R\$ 374.889,81	R\$ 3.203,00	R\$ 28.217,49	R\$ -	R\$ 3.221.382,72
mai/21	R\$ 450.946,29	R\$ 3.487,40	R\$ 29.475,47	R\$ -	R\$ 3.688.563,85
jun/21	R\$ 392.279,18	R\$ 7.840,74	R\$ 29.200,40	R\$ -	R\$ 4.074.407,43
jul/21	R\$ 383.665,59	R\$ 3.424,50	R\$ 28.878,05	R\$ -	R\$ 4.430.982,00
ago/21	R\$ 399.339,65	R\$ 3.424,50	R\$ 30.057,81	R\$ -	R\$ 4.808.623,00
set/21	R\$ 403.980,27	R\$ 4.064,16	R\$ 30.358,99	R\$ -	R\$ 5.184.093,30
out/21	R\$ 407.579,68	R\$ 3.424,50	R\$ 30.678,07	R\$ -	R\$ 5.499.616,29
nov/21	R\$ 403.958,20	R\$ 3.424,50	R\$ 30.339,55	R\$ -	R\$ 5.954.785,80
dez/21	R\$ 435.164,04	R\$ 3.424,50	R\$ 32.628,13	R\$ -	R\$ 6.460.405,29
jan/22	R\$ 503.556,86	R\$ 3.714,49	R\$ 28.356,21	R\$ -	R\$ 7.008.819,44
fev/22	R\$ 576.051,55	R\$ 3.797,83	R\$ 38.986,07	R\$ -	R\$ 7.593.765,20
mar/22	R\$ 545.763,33	R\$ 25.073,27	R\$ 37.845,85	R\$ -	R\$ 8.333.410,02
abr/22	R\$ 862.084,38	R\$ 4.577,83	R\$ 40.681,10	R\$ -	R\$ 9.090.657,39
mai/22	R\$ 710.464,18	R\$ 13.328,97	R\$ 50.305,25	R\$ -	R\$ 9.890.109,50
jun/22	R\$ 904.275,89	R\$ 15.278,54	R\$ 52.827,41	R\$ -	R\$ 10.614.588,58
jul/22	R\$ 716.440,94	R\$ 7.765,36	R\$ 51.907,78	R\$ -	R\$ 11.475.040,61
ago/22	R\$ 801.777,25	R\$ 21.677,62	R\$ 59.402,69	R\$ -	R\$ 12.457.102,34
set/22	R\$ 814.743,20	R\$ 15.821,65	R\$ 59.743,38	R\$ -	R\$ 13.352.579,74
out/22	R\$ 791.816,76	R\$ 5.577,91	R\$ 59.415,70	R\$ -	R\$ 14.402.870,26
nov/22	R\$ 1.087.805,91	R\$ 17.800,22	R\$ 60.354,25	R\$ -	R\$ 15.368.960,75
dez/22	R\$ 1.156.936,89	R\$ 23.109,13	R\$ 84.358,97	R\$ -	R\$ 16.490.650,39
jan/23	R\$ 517.276,93	R\$ 6.012,70	R\$ 38.297,44	R\$ -	R\$ 17.294.688,91
fev/23	R\$ 750.211,54	R\$ 7.280,73	R\$ 56.182,44	R\$ -	R\$ 17.922.534,96
mar/23	R\$ 776.783,26	R\$ 5.568,90	R\$ 58.338,45	R\$ -	R\$ 18.892.135,95
abr/23	R\$ 816.522,51	R\$ 5.208,08	R\$ 61.329,55	R\$ -	R\$ 19.976.515,45
mai/23	R\$ 845.756,42	R\$ 12.937,74	R\$ 62.948,12	R\$ -	R\$ 21.246.080,98
jun/23	R\$ 881.354,95	R\$ 18.458,30	R\$ 63.089,02	R\$ -	R\$ 22.708.846,63
jul/23	R\$ 842.018,97	R\$ 66.642,71	R\$ 62.505,59	R\$ -	R\$ 23.803.593,17
ago/23	R\$ 1.055.332,52	R\$ 7.822,50	R\$ 79.114,75	R\$ -	R\$ 24.770.576,44
set/23	R\$ 1.425.661,34	R\$ 8.798,83	R\$ 98.981,25	R\$ -	R\$ 26.115.434,91
out/23	R\$ 1.979.281,44	R\$ 5.858,60	R\$ 107.670,75	R\$ -	R\$ 27.905.124,09
nov/23	R\$ 1.491.568,05	R\$ 21.757,05	R\$ 110.163,06	R\$ -	R\$ 30.491.342,69
dez/23	R\$ 1.755.418,32	R\$ 22.993,40	R\$ 117.812,86	R\$ -	R\$ 33.070.749,36
jan/24	R\$ 1.424.457,26	R\$ 155.387,28	R\$ 104.090,23	R\$ -	R\$ 34.333.575,50
fev/24	R\$ 1.501.716,75	R\$ 6.696,66	R\$ 112.776,24	R\$ -	R\$ 36.247.688,13
mar/24	R\$ 1.497.572,92	R\$ 86.285,81	R\$ 111.708,73	R\$ -	R\$ 37.891.357,75
abr/24	R\$ 1.787.523,64	R\$ 11.708,01	R\$ 115.247,23	R\$ -	R\$ 39.300.617,55
mai/24	R\$ 1.611.302,83	R\$ 6.696,66	R\$ 117.637,87	R\$ -	R\$ 41.191.877,61
jun/24	R\$ 1.585.200,10	R\$ 73.892,51	R\$ 116.700,75	R\$ -	R\$ 43.102.916,64
jul/24	R\$ 1.609.780,45	R\$ 90.553,36	R\$ 118.447,07	R\$ -	R\$ 45.334.000,90
ago/24	R\$ 1.964.751,93	R\$ 52.388,24	R\$ 147.281,67	R\$ -	R\$ 48.034.633,31
set/24	R\$ 2.047.157,94	R\$ 22.534,98	R\$ 153.678,42	R\$ -	R\$ 50.017.718,92
out/24	R\$ 2.183.070,60	R\$ 15.479,38	R\$ 157.945,40	R\$ -	R\$ 52.300.825,09
nov/24	R\$ 2.211.666,63	R\$ 48.906,90	R\$ 164.607,01	R\$ -	R\$ 54.881.861,60

# DF-PREVIDÊNCIA

Fluxo Financeiro: TCDF								
Mês	Entradas/Saídas			Tx. Carregamento	Fechamento (R\$)			
	Entradas	Saídas						
abr/19	R\$	3.058,14	R\$	-	R\$	230,18	R\$	3.061,19
mai/19	R\$	5.901,80	R\$	-	R\$	444,22	R\$	8.992,03
jun/19	R\$	6.421,68	R\$	-	R\$	483,36	R\$	15.463,14
jul/19	R\$	6.421,68	R\$	-	R\$	483,36	R\$	22.011,38
ago/19	R\$	6.421,68	R\$	-	R\$	483,36	R\$	28.549,87
set/19	R\$	15.467,48	R\$	-	R\$	1.164,22	R\$	44.203,23
out/19	R\$	16.580,16	R\$	-	R\$	1.247,96	R\$	61.034,02
nov/19	R\$	18.696,74	R\$	-	R\$	1.407,28	R\$	79.937,32
dez/19	R\$	24.571,80	R\$	-	R\$	1.849,48	R\$	105.259,86
jan/20	R\$	35.680,88	R\$	-	R\$	2.685,66	R\$	141.816,17
fev/20	R\$	174.190,06	R\$	-	R\$	13.111,10	R\$	316.644,95
mar/20	R\$	154.167,04	R\$	122,68	R\$	11.603,98	R\$	461.721,62
abr/20	R\$	134.310,66	R\$	287,02	R\$	10.109,42	R\$	599.344,22
mai/20	R\$	130.830,26	R\$	410,12	R\$	9.847,44	R\$	743.769,40
jun/20	R\$	130.391,60	R\$	410,12	R\$	9.814,43	R\$	883.840,48
jul/20	R\$	128.736,80	R\$	410,12	R\$	9.689,87	R\$	1.027.008,42
ago/20	R\$	140.217,62	R\$	410,12	R\$	10.554,01	R\$	1.162.718,19
set/20	R\$	134.610,85	R\$	410,12	R\$	10.132,01	R\$	1.286.162,65
out/20	R\$	135.947,26	R\$	410,12	R\$	10.232,61	R\$	1.417.277,14
nov/20	R\$	136.635,65	R\$	410,12	R\$	10.284,41	R\$	1.587.511,44
dez/20	R\$	152.983,02	R\$	410,12	R\$	11.514,86	R\$	1.778.740,13
jan/21	R\$	202.584,20	R\$	410,12	R\$	15.248,29	R\$	1.970.357,13
fev/21	R\$	139.673,94	R\$	410,12	R\$	10.513,11	R\$	2.088.547,29
mar/21	R\$	155.466,41	R\$	410,12	R\$	11.701,79	R\$	2.253.598,39
abr/21	R\$	143.030,66	R\$	410,12	R\$	10.765,75	R\$	2.423.274,09
mai/21	R\$	145.123,00	R\$	410,12	R\$	10.923,25	R\$	2.581.791,45
jun/21	R\$	146.821,94	R\$	410,12	R\$	11.051,11	R\$	2.729.144,46
jul/21	R\$	142.470,04	R\$	410,12	R\$	10.723,57	R\$	2.855.950,34
ago/21	R\$	145.980,24	R\$	410,12	R\$	10.987,77	R\$	2.990.157,00
set/21	R\$	166.104,24	R\$	410,12	R\$	12.502,47	R\$	3.141.039,42
out/21	R\$	165.990,86	R\$	410,12	R\$	12.493,95	R\$	3.254.175,64
nov/21	R\$	163.590,05	R\$	1.027,42	R\$	12.258,28	R\$	3.448.377,51
dez/21	R\$	237.923,89	R\$	410,12	R\$	17.147,06	R\$	3.728.530,04
jan/22	R\$	167.043,11	R\$	430,12	R\$	12.564,64	R\$	3.922.325,11
fev/22	R\$	186.503,40	R\$	430,12	R\$	14.029,39	R\$	4.115.276,56
mar/22	R\$	185.170,61	R\$	430,12	R\$	13.929,08	R\$	4.415.455,20
abr/22	R\$	232.121,17	R\$	430,12	R\$	17.462,98	R\$	4.596.452,82
mai/22	R\$	236.967,53	R\$	430,12	R\$	17.827,76	R\$	4.883.426,64
jun/22	R\$	270.961,63	R\$	430,12	R\$	20.386,46	R\$	5.075.262,38
jul/22	R\$	286.045,97	R\$	440,12	R\$	21.494,76	R\$	5.432.639,89
ago/22	R\$	401.998,41	R\$	440,12	R\$	22.022,16	R\$	5.930.282,44
set/22	R\$	276.510,75	R\$	440,12	R\$	20.789,08	R\$	6.251.571,77
out/22	R\$	280.387,24	R\$	2.228,76	R\$	20.946,24	R\$	6.651.677,23
nov/22	R\$	321.596,59	R\$	554,02	R\$	21.689,96	R\$	6.925.918,19
dez/22	R\$	382.262,33	R\$	3.297,01	R\$	28.237,93	R\$	7.299.510,63
jan/23	R\$	305.614,21	R\$	18.340,70	R\$	22.979,67	R\$	7.717.441,15
fev/23	R\$	296.836,65	R\$	440,13	R\$	22.318,99	R\$	7.962.735,75
mar/23	R\$	309.258,60	R\$	5.933,99	R\$	23.253,99	R\$	8.353.783,58
abr/23	R\$	337.321,66	R\$	450,12	R\$	25.366,25	R\$	8.811.096,68
mai/23	R\$	912.920,54	R\$	11.966,29	R\$	30.805,43	R\$	9.916.020,15
jun/23	R\$	513.272,66	R\$	1.343,88	R\$	27.021,29	R\$	10.710.858,13
jul/23	R\$	372.989,10	R\$	1.840,61	R\$	26.697,77	R\$	11.232.899,17
ago/23	R\$	376.753,90	R\$	5.020,01	R\$	28.019,11	R\$	11.567.097,09
set/23	R\$	374.747,28	R\$	6.441,44	R\$	27.312,59	R\$	11.902.621,81
out/23	R\$	384.542,52	R\$	767,60	R\$	28.896,65	R\$	12.206.029,46
nov/23	R\$	404.946,13	R\$	450,12	R\$	28.221,24	R\$	13.089.794,16
dez/23	R\$	468.548,33	R\$	23.094,98	R\$	35.121,28	R\$	13.891.205,66
jan/24	R\$	416.961,67	R\$	1.210,18	R\$	31.300,10	R\$	14.304.357,06
fev/24	R\$	422.224,87	R\$	450,12	R\$	31.753,44	R\$	14.898.385,62
mar/24	R\$	405.207,97	R\$	1.784,04	R\$	30.372,22	R\$	15.396.467,94
abr/24	R\$	398.498,85	R\$	304,80	R\$	29.940,82	R\$	15.648.706,91
mai/24	R\$	401.921,09	R\$	828,10	R\$	30.192,46	R\$	16.162.273,01
jun/24	R\$	416.905,81	R\$	510,68	R\$	31.318,88	R\$	16.734.562,04
jul/24	R\$	656.399,27	R\$	1.057,40	R\$	40.221,70	R\$	17.667.325,09
ago/24	R\$	660.522,45	R\$	450,12	R\$	39.869,10	R\$	18.633.175,74
set/24	R\$	499.007,07	R\$	1.234,12	R\$	37.422,89	R\$	19.115.076,28
out/24	R\$	566.645,16	R\$	7.346,65	R\$	38.908,51	R\$	19.718.001,86
nov/24	R\$	577.841,52	R\$	2.938,20	R\$	39.771,70	R\$	20.448.892,90

# DF-PREVIDÊNCIA

Fluxo Financeiro: A APURAR						
Mês	Entradas/Saídas			Tx. Carregamento	Fechamento (R\$)	
	Entradas	Saídas				
abr/19	R\$	-	R\$	-	R\$	-
mai/19	R\$	-	R\$	-	R\$	-
jun/19	R\$	-	R\$	-	R\$	-
jul/19	R\$	-	R\$	-	R\$	-
ago/19	R\$	-	R\$	-	R\$	-
set/19	R\$	-	R\$	-	R\$	-
out/19	R\$	-	R\$	-	R\$	-
nov/19	R\$	-	R\$	-	R\$	-
dez/19	R\$	-	R\$	-	R\$	-
jan/20	R\$	-	R\$	-	R\$	-
fev/20	R\$	-	R\$	-	R\$	-
mar/20	R\$	-	R\$	-	R\$	-
abr/20	R\$	-	R\$	-	R\$	-
mai/20	R\$	-	R\$	-	R\$	-
jun/20	R\$	-	R\$	-	R\$	-
jul/20	R\$	-	R\$	-	R\$	-
ago/20	R\$	-	R\$	-	R\$	-
set/20	R\$	-	R\$	-	R\$	-
out/20	R\$	-	R\$	-	R\$	-
nov/20	R\$	-	R\$	-	R\$	-
dez/20	R\$	-	R\$	-	R\$	-
jan/21	R\$	-	R\$	-	R\$	-
fev/21	R\$	-	R\$	-	R\$	-
mar/21	R\$	-	R\$	-	R\$	-
abr/21	R\$	-	R\$	-	R\$	-
mai/21	R\$	-	R\$	-	R\$	-
jun/21	R\$	-	R\$	-	R\$	-
jul/21	R\$	-	R\$	-	R\$	-
ago/21	R\$	-	R\$	-	R\$	-
set/21	R\$	-	R\$	-	R\$	-
out/21	R\$	-	R\$	-	R\$	-
nov/21	R\$	-	R\$	-	R\$	-
dez/21	R\$	-	R\$	-	R\$	-
jan/22	R\$	-	R\$	-	R\$	-
fev/22	R\$	-	R\$	-	R\$	-
mar/22	R\$	-	R\$	-	R\$	-
abr/22	R\$	-	R\$	-	R\$	-
mai/22	R\$	-	R\$	-	R\$	-
jun/22	R\$	-	R\$	-	R\$	-
jul/22	R\$	-	R\$	-	R\$	-
ago/22	R\$	-	R\$	-	R\$	-
set/22	R\$	-	R\$	-	R\$	-
out/22	R\$	-	R\$	-	R\$	-
nov/22	R\$	-	R\$	-	R\$	-
dez/22	R\$	-	R\$	-	R\$	-
jan/23	R\$	-	R\$	-	R\$	-
fev/23	R\$	-	R\$	-	R\$	-
mar/23	R\$	-	R\$	-	R\$	-
abr/23	R\$	-	R\$	-	R\$	-
mai/23	R\$	-	R\$	-	R\$	-
jun/23	R\$	-	R\$	-	R\$	-
jul/23	R\$	-	R\$	-	R\$	-
ago/23	R\$	-	R\$	-	R\$	-
set/23	R\$	-	R\$	-	R\$	-
out/23	R\$	-	R\$	-	R\$	-
nov/23	R\$	-	R\$	-	R\$	-
dez/23	R\$	-	R\$	-	R\$	-
jan/24	R\$	-	R\$	-	R\$	-
fev/24	R\$	-	R\$	-	R\$	-
mar/24	R\$	-	R\$	-	R\$	-
abr/24	R\$	-	R\$	-	R\$	-
mai/24	R\$	-	R\$	-	R\$	-
jun/24	R\$	-	R\$	-	R\$	-
jul/24	R\$	-	R\$	-	R\$	-
ago/24	R\$	-	R\$	-	R\$	-
set/24	R\$	-	R\$	-	R\$	-
out/24	R\$	-	R\$	-	R\$	-
nov/24	R\$	17.166,32	R\$	-	R\$	-

# DF-PREVIDÊNCIA

Fluxo de Entradas						
Mês	Fluxo de Contribuições			Facultativa	Portabilidades	
	Normal - Participante	Normal - Patronal				
abr/19	R\$ 2.767,36	R\$ 1.529,07	R\$ -	R\$ -		
mai/19	R\$ 4.495,14	R\$ 5.648,66	R\$ -	R\$ -		
jun/19	R\$ 5.662,71	R\$ 5.747,49	R\$ -	R\$ -		
jul/19	R\$ 10.177,63	R\$ 10.177,63	R\$ -	R\$ -		
ago/19	R\$ 17.109,70	R\$ 17.109,70	R\$ -	R\$ -		
set/19	R\$ 28.502,64	R\$ 28.130,98	R\$ -	R\$ -		
out/19	R\$ 38.098,88	R\$ 38.470,54	R\$ -	R\$ 7.482,30		
nov/19	R\$ 35.961,50	R\$ 35.961,51	R\$ -	R\$ -		
dez/19	R\$ 36.677,26	R\$ 36.677,26	R\$ -	R\$ 734,60		
jan/20	R\$ 43.116,39	R\$ 27.045,39	R\$ -	R\$ -		
fev/20	R\$ 121.353,01	R\$ 137.424,01	R\$ -	R\$ -		
mar/20	R\$ 125.969,53	R\$ 125.439,10	R\$ -	R\$ -		
abr/20	R\$ 186.006,14	R\$ 184.083,22	R\$ 210,00	R\$ -		
mai/20	R\$ 260.032,01	R\$ 207.879,09	R\$ 630,01	R\$ 54.091,80		
jun/20	R\$ 219.393,44	R\$ 209.324,66	R\$ 303,00	R\$ -		
jul/20	R\$ 233.828,13	R\$ 236.368,10	R\$ 1.293,00	R\$ 287,66		
ago/20	R\$ 243.014,95	R\$ 246.377,13	R\$ 1.293,00	R\$ -		
set/20	R\$ 245.883,41	R\$ 245.883,68	R\$ 1.804,50	R\$ 27.120,48		
out/20	R\$ 253.764,63	R\$ 253.764,90	R\$ 1.804,50	R\$ -		
nov/20	R\$ 269.634,22	R\$ 269.634,24	R\$ 2.524,50	R\$ 16.068,26		
dez/20	R\$ 337.090,69	R\$ 337.090,69	R\$ 10.371,29	R\$ 34.612,09		
jan/21	R\$ 300.405,44	R\$ 300.405,36	R\$ 2.524,50	R\$ -		
fev/21	R\$ 275.254,48	R\$ 272.485,55	R\$ 2.524,50	R\$ 383,56		
mar/21	R\$ 361.780,77	R\$ 364.382,48	R\$ 2.810,51	R\$ 179.775,01		
abr/21	R\$ 359.308,93	R\$ 359.308,93	R\$ 2.810,51	R\$ 81.078,86		
mai/21	R\$ 367.715,14	R\$ 306.206,62	R\$ 2.810,51	R\$ 59.343,58		
jun/21	R\$ 368.960,68	R\$ 429.825,71	R\$ 2.810,51	R\$ -		
jul/21	R\$ 375.011,55	R\$ 374.954,17	R\$ 2.810,51	R\$ 26.040,82		
ago/21	R\$ 388.491,12	R\$ 388.491,12	R\$ 2.810,51	R\$ 22.665,02		
set/21	R\$ 403.295,49	R\$ 403.295,49	R\$ 3.060,51	R\$ 26.607,92		
out/21	R\$ 400.720,82	R\$ 400.497,60	R\$ 2.600,50	R\$ -		
nov/21	R\$ 403.526,39	R\$ 403.303,17	R\$ 2.698,37	R\$ 28.355,92		
dez/21	R\$ 524.343,84	R\$ 523.972,73	R\$ 24.603,87	R\$ -		
jan/22	R\$ 397.957,13	R\$ 396.425,36	R\$ 3.117,91	R\$ 252.893,74		
fev/22	R\$ 466.591,06	R\$ 466.898,48	R\$ 3.262,66	R\$ 152.107,23		
mar/22	R\$ 488.550,14	R\$ 487.667,56	R\$ 3.214,41	R\$ 21.137,91		
abr/22	R\$ 555.344,78	R\$ 555.308,26	R\$ 3.700,42	R\$ 320.337,16		
mai/22	R\$ 635.398,99	R\$ 634.701,49	R\$ 3.459,17	R\$ 32.251,70		
jun/22	R\$ 676.777,15	R\$ 676.544,65	R\$ 4.409,71	R\$ 572.200,44		
jul/22	R\$ 696.594,95	R\$ 692.323,59	R\$ 5.982,62	R\$ 105.531,11		
ago/22	R\$ 774.651,95	R\$ 774.328,37	R\$ 4.939,59	R\$ 259.891,87		
set/22	R\$ 767.664,66	R\$ 762.292,15	R\$ 5.447,10	R\$ 17.707,53		
out/22	R\$ 763.969,18	R\$ 761.491,01	R\$ 5.283,85	R\$ 39.119,61		
nov/22	R\$ 772.828,97	R\$ 778.278,30	R\$ 5.470,25	R\$ 315.887,57		
dez/22	R\$ 1.099.873,59	R\$ 1.100.165,12	R\$ 99.655,12	R\$ 9.604,90		
jan/23	R\$ 669.976,60	R\$ 666.397,70	R\$ 4.724,75	R\$ 81.906,98		
fev/23	R\$ 807.361,75	R\$ 809.420,02	R\$ 5.287,75	R\$ -		
mar/23	R\$ 828.803,67	R\$ 827.831,44	R\$ 5.430,76	R\$ 288.922,68		
abr/23	R\$ 866.319,09	R\$ 865.668,44	R\$ 7.506,62	R\$ 188.583,82		
mai/23	R\$ 956.592,35	R\$ 956.529,20	R\$ 8.375,12	R\$ 511.941,66		
jun/23	R\$ 916.209,57	R\$ 914.762,03	R\$ 8.240,10	R\$ 182.229,44		
jul/23	R\$ 919.106,79	R\$ 919.714,77	R\$ 9.202,51	R\$ 145.111,06		
ago/23	R\$ 1.050.937,86	R\$ 1.047.293,60	R\$ 8.232,37	R\$ 81.107,65		
set/23	R\$ 1.201.114,79	R\$ 1.204.520,24	R\$ 8.944,16	R\$ 516.072,64		
out/23	R\$ 1.264.643,11	R\$ 1.261.318,81	R\$ 9.475,08	R\$ 547.283,87		
nov/23	R\$ 1.294.816,54	R\$ 1.294.711,28	R\$ 63.834,80	R\$ 515.144,79		
dez/23	R\$ 1.645.809,11	R\$ 1.648.767,98	R\$ 251.255,19	R\$ -		
jan/24	R\$ 1.283.748,45	R\$ 1.283.623,99	R\$ 11.850,75	R\$ 37.814,86		
fev/24	R\$ 1.378.287,21	R\$ 1.376.464,79	R\$ 11.022,88	R\$ -		
mar/24	R\$ 1.358.914,66	R\$ 1.358.784,46	R\$ 11.992,96	R\$ 33.480,15		
abr/24	R\$ 1.409.118,85	R\$ 1.407.077,93	R\$ 13.098,76	R\$ 357.026,95		
mai/24	R\$ 1.433.826,51	R\$ 1.435.771,35	R\$ 13.156,98	R\$ 128.020,96		
jun/24	R\$ 1.451.406,90	R\$ 1.452.503,76	R\$ 15.507,17	R\$ 205.467,80		
jul/24	R\$ 1.588.381,42	R\$ 1.588.251,20	R\$ 19.289,67	R\$ 185.392,57		
ago/24	R\$ 1.761.890,38	R\$ 1.761.760,19	R\$ 22.282,10	R\$ 247.176,68		
set/24	R\$ 1.795.321,62	R\$ 1.795.144,97	R\$ 19.339,21	R\$ 264.199,25		
out/24	R\$ 1.849.875,14	R\$ 1.849.744,96	R\$ 22.599,59	R\$ 671.800,73		
nov/24	R\$ 1.888.803,77	R\$ 1.888.673,58	R\$ 42.511,12	R\$ 45.856,72		

# DF-PREVIDÊNCIA

Fluxo Financeiro: Portabilidades					
Mês	Entradas/Saídas			Fechamento (R\$)	
	Entradas EFPC	Entradas EAPC	Saída		
abr/19	R\$ -	R\$ -	R\$ -	R\$ -	
mai/19	R\$ -	R\$ -	R\$ -	R\$ -	
jun/19	R\$ -	R\$ -	R\$ -	R\$ -	
jul/19	R\$ -	R\$ -	R\$ -	R\$ -	
ago/19	R\$ -	R\$ -	R\$ -	R\$ -	
set/19	R\$ -	R\$ -	R\$ -	R\$ -	
out/19	R\$ 7.482,30	R\$ -	R\$ -	R\$ 7.513,15	
nov/19	R\$ -	R\$ -	R\$ -	R\$ 7.532,62	
dez/19	R\$ 734,60	R\$ -	R\$ -	R\$ 8.326,60	
jan/20	R\$ -	R\$ -	R\$ -	R\$ 8.378,32	
fev/20	R\$ -	R\$ -	R\$ -	R\$ 8.395,26	
mar/20	R\$ -	R\$ -	R\$ -	R\$ 8.235,31	
abr/20	R\$ -	R\$ -	R\$ -	R\$ 8.285,06	
mai/20	R\$ 54.091,80	R\$ -	R\$ -	R\$ 63.573,95	
jun/20	R\$ -	R\$ -	R\$ -	R\$ 64.308,06	
jul/20	R\$ 287,66	R\$ -	R\$ -	R\$ 65.542,88	
ago/20	R\$ -	R\$ -	R\$ -	R\$ 65.312,70	
set/20	R\$ 27.120,48	R\$ -	R\$ -	R\$ 91.666,57	
out/20	R\$ -	R\$ -	R\$ -	R\$ 91.381,41	
nov/20	R\$ 16.068,26	R\$ -	R\$ -	R\$ 109.801,92	
dez/20	R\$ 34.612,09	R\$ -	R\$ -	R\$ 147.622,15	
jan/21	R\$ -	R\$ -	R\$ -	R\$ 146.835,42	
fev/21	R\$ 383,56	R\$ -	R\$ -	R\$ 145.748,36	
mar/21	R\$ 179.775,01	R\$ -	R\$ -	R\$ 326.973,51	
abr/21	R\$ 81.078,86	R\$ -	R\$ -	R\$ 412.659,60	
mai/21	R\$ 59.343,58	R\$ -	R\$ -	R\$ 474.540,48	
jun/21	R\$ -	R\$ -	R\$ -	R\$ 474.704,19	
jul/21	R\$ 26.040,82	R\$ -	R\$ -	R\$ 498.084,67	
ago/21	R\$ 22.665,02	R\$ -	R\$ -	R\$ 518.778,18	
set/21	R\$ 26.607,92	R\$ -	R\$ -	R\$ 542.826,38	
out/21	R\$ -	R\$ -	R\$ -	R\$ 534.216,91	
nov/21	R\$ 28.355,92	R\$ -	R\$ -	R\$ 567.782,29	
dez/21	R\$ -	R\$ -	R\$ -	R\$ 574.350,45	
jan/22	R\$ 252.893,74	R\$ -	R\$ -	R\$ 833.017,08	
fev/22	R\$ 152.107,23	R\$ -	R\$ -	R\$ 986.773,58	
mar/22	R\$ -	R\$ 21.137,91	R\$ -	R\$ 1.034.969,85	
abr/22	R\$ 320.337,16	R\$ -	R\$ -	R\$ 1.340.522,64	
mai/22	R\$ 32.251,70	R\$ -	R\$ -	R\$ 1.387.100,42	
jun/22	R\$ 572.200,44	R\$ -	R\$ (131.500,71)	R\$ 1.799.891,47	
jul/22	R\$ 105.531,11	R\$ -	R\$ -	R\$ 1.930.932,51	
ago/22	R\$ 259.891,87	R\$ -	R\$ (18.603,01)	R\$ 2.207.996,00	
set/22	R\$ 17.707,53	R\$ -	R\$ -	R\$ 2.241.919,72	
out/22	R\$ 39.119,61	R\$ -	R\$ -	R\$ 2.323.639,23	
nov/22	R\$ 315.887,57	R\$ -	R\$ -	R\$ 2.621.810,03	
dez/22	R\$ 9.604,90	R\$ -	R\$ -	R\$ 2.629.479,47	
jan/23	R\$ 81.906,98	R\$ -	R\$ -	R\$ 2.758.081,02	
fev/23	R\$ -	R\$ -	R\$ -	R\$ 2.740.493,54	
mar/23	R\$ 288.922,68	R\$ -	R\$ -	R\$ 3.061.565,77	
abr/23	R\$ 188.583,82	R\$ -	R\$ -	R\$ 3.295.192,59	
mai/23	R\$ 511.941,66	R\$ -	R\$ -	R\$ 3.887.090,39	
jun/23	R\$ 182.229,44	R\$ -	R\$ (65.976,37)	R\$ 4.111.953,77	
jul/23	R\$ 145.111,06	R\$ -	R\$ (47.577,12)	R\$ 4.266.804,07	
ago/23	R\$ 81.107,65	R\$ -	R\$ -	R\$ 4.333.848,11	
set/23	R\$ 516.072,64	R\$ -	R\$ -	R\$ 4.836.600,22	
out/23	R\$ 547.283,87	R\$ -	R\$ -	R\$ 5.348.667,26	
nov/23	R\$ 515.144,79	R\$ -	R\$ -	R\$ 6.086.668,86	
dez/23	R\$ -	R\$ -	R\$ -	R\$ 6.246.739,77	
jan/24	R\$ 37.814,86	R\$ -	R\$ -	R\$ 6.283.412,50	
fev/24	R\$ -	R\$ -	R\$ -	R\$ 6.356.910,53	
mar/24	R\$ 33.480,15	R\$ -	R\$ (36.691,21)	R\$ 6.393.004,03	
abr/24	R\$ 357.026,95	R\$ -	R\$ (149.414,79)	R\$ 6.461.948,62	
mai/24	R\$ 128.020,96	R\$ -	R\$ -	R\$ 6.712.700,19	
jun/24	R\$ 205.467,80	R\$ -	R\$ -	R\$ 6.961.214,17	
jul/24	R\$ 185.392,57	R\$ -	R\$ -	R\$ 7.319.443,12	
ago/24	R\$ 247.176,68	R\$ -	R\$ -	R\$ 7.568.007,73	
set/24	R\$ 264.199,25	R\$ -	R\$ (137.753,84)	R\$ 7.561.728,76	
out/24	R\$ 671.800,73	R\$ -	R\$ (101.239,22)	R\$ 7.578.496,57	
nov/24	R\$ 45.856,72	R\$ -	R\$ (181.414,27)	R\$ 7.636.751,04	

# DF-PREVIDÊNCIA

Fluxo Financeiro: CONSOLIDADO								
Mês	Entradas/Saídas			Tx. Carregamento	Fechamento (R\$)			
	Entradas	Saídas						
abr/19	R\$	4.296,43	R\$	-	R\$	323,39	R\$	4.300,72
mai/19	R\$	10.143,80	R\$	-	R\$	763,51	R\$	14.491,31
jun/19	R\$	11.410,20	R\$	-	R\$	858,84	R\$	25.984,58
jul/19	R\$	20.355,26	R\$	169,56	R\$	1.519,37	R\$	46.436,84
ago/19	R\$	34.219,40	R\$	-	R\$	2.568,04	R\$	80.987,59
set/19	R\$	56.633,62	R\$	-	R\$	4.262,76	R\$	138.202,35
out/19	R\$	84.051,72	R\$	-	R\$	5.763,26	R\$	223.170,60
nov/19	R\$	71.923,01	R\$	-	R\$	5.413,57	R\$	295.858,02
dez/19	R\$	74.089,12	R\$	-	R\$	5.521,32	R\$	372.604,75
jan/20	R\$	70.161,78	R\$	-	R\$	5.281,01	R\$	445.516,51
fev/20	R\$	258.777,02	R\$	-	R\$	19.477,87	R\$	705.716,89
mar/20	R\$	251.408,63	R\$	122,68	R\$	18.923,21	R\$	938.770,20
abr/20	R\$	370.299,36	R\$	1.220,11	R\$	27.872,01	R\$	1.315.750,23
mai/20	R\$	522.632,91	R\$	1.765,12	R\$	35.266,11	R\$	1.871.865,44
jun/20	R\$	429.021,10	R\$	7.236,82	R\$	31.922,45	R\$	2.320.134,11
jul/20	R\$	471.776,89	R\$	7.936,09	R\$	35.283,11	R\$	2.824.795,87
ago/20	R\$	490.685,08	R\$	60.507,35	R\$	32.658,90	R\$	3.241.016,16
set/20	R\$	520.692,07	R\$	10.418,90	R\$	36.719,35	R\$	3.720.178,80
out/20	R\$	509.334,03	R\$	5.762,50	R\$	38.211,19	R\$	4.210.608,33
nov/20	R\$	557.861,22	R\$	6.433,72	R\$	40.780,15	R\$	4.868.124,46
dez/20	R\$	719.164,76	R\$	4.849,72	R\$	51.525,46	R\$	5.706.454,26
jan/21	R\$	603.335,30	R\$	10.810,10	R\$	44.963,72	R\$	6.265.409,37
fev/21	R\$	550.648,09	R\$	4.849,72	R\$	41.417,48	R\$	6.743.167,28
mar/21	R\$	908.748,77	R\$	6.788,58	R\$	54.724,57	R\$	7.679.185,65
abr/21	R\$	802.507,23	R\$	4.994,72	R\$	54.301,04	R\$	8.572.403,86
mai/21	R\$	736.075,85	R\$	5.350,56	R\$	50.936,83	R\$	9.353.142,69
jun/21	R\$	801.596,90	R\$	9.897,46	R\$	60.009,26	R\$	10.148.339,91
jul/21	R\$	778.817,05	R\$	5.481,22	R\$	56.660,58	R\$	10.863.656,36
ago/21	R\$	802.457,77	R\$	5.481,22	R\$	58.694,08	R\$	11.616.480,28
set/21	R\$	836.259,41	R\$	6.120,88	R\$	60.893,40	R\$	12.388.209,18
out/21	R\$	803.818,92	R\$	10.511,80	R\$	60.119,46	R\$	12.972.451,28
nov/21	R\$	837.883,85	R\$	6.348,52	R\$	60.780,53	R\$	13.931.807,18
dez/21	R\$	1.072.920,44	R\$	5.881,22	R\$	79.797,89	R\$	15.172.356,55
jan/22	R\$	1.050.394,14	R\$	6.191,21	R\$	59.905,35	R\$	16.329.721,62
fev/22	R\$	1.088.859,43	R\$	6.377,91	R\$	70.373,23	R\$	17.441.364,38
mar/22	R\$	1.000.570,02	R\$	27.549,99	R\$	72.026,13	R\$	18.909.839,84
abr/22	R\$	1.434.690,62	R\$	7.054,55	R\$	83.731,77	R\$	20.115.631,95
mai/22	R\$	1.305.811,35	R\$	15.805,69	R\$	95.065,71	R\$	21.629.199,85
jun/22	R\$	1.929.931,95	R\$	157.724,53	R\$	101.834,45	R\$	23.044.161,08
jul/22	R\$	1.500.432,27	R\$	10.002,08	R\$	104.534,41	R\$	24.863.224,52
ago/22	R\$	1.813.811,78	R\$	91.460,15	R\$	116.259,34	R\$	27.023.557,79
set/22	R\$	1.553.137,11	R\$	18.168,37	R\$	115.263,12	R\$	28.766.580,32
out/22	R\$	1.569.863,65	R\$	19.961,27	R\$	114.821,88	R\$	30.882.655,29
nov/22	R\$	1.872.525,17	R\$	48.259,41	R\$	116.830,54	R\$	32.487.340,94
dez/22	R\$	2.309.312,71	R\$	28.968,14	R\$	168.945,04	R\$	34.709.212,40
jan/23	R\$	1.423.032,47	R\$	26.720,00	R\$	100.700,17	R\$	36.727.295,03
fev/23	R\$	1.622.134,03	R\$	23.542,10	R\$	120.721,19	R\$	38.081.429,81
mar/23	R\$	1.950.988,55	R\$	109.987,27	R\$	124.743,22	R\$	40.346.106,20
abr/23	R\$	1.928.077,97	R\$	10.404,95	R\$	130.464,33	R\$	42.849.502,11
mai/23	R\$	2.433.756,65	R\$	43.099,96	R\$	143.185,87	R\$	46.189.952,34
jun/23	R\$	2.021.619,16	R\$	179.727,74	R\$	137.064,53	R\$	49.334.997,51
jul/23	R\$	1.993.874,07	R\$	220.329,25	R\$	137.235,34	R\$	51.803.687,00
ago/23	R\$	2.187.333,42	R\$	19.899,95	R\$	157.726,71	R\$	53.796.403,04
set/23	R\$	2.930.731,11	R\$	25.143,48	R\$	180.893,97	R\$	56.546.179,27
out/23	R\$	3.082.720,87	R\$	10.076,19	R\$	190.398,68	R\$	59.228.847,79
nov/23	R\$	3.168.507,41	R\$	38.338,80	R\$	193.799,98	R\$	64.728.998,82
dez/23	R\$	3.546.364,58	R\$	86.210,34	R\$	245.853,31	R\$	69.917.671,95
jan/24	R\$	2.617.041,11	R\$	221.530,64	R\$	193.522,39	R\$	72.300.037,45
fev/24	R\$	2.765.774,88	R\$	14.118,93	R\$	207.682,09	R\$	75.929.584,50
mar/24	R\$	2.763.748,01	R\$	107.289,88	R\$	203.544,89	R\$	79.071.603,71
abr/24	R\$	3.186.627,16	R\$	216.995,18	R\$	211.109,60	R\$	81.282.808,40
mai/24	R\$	3.010.775,80	R\$	102.634,12	R\$	215.559,30	R\$	84.780.994,12
jun/24	R\$	3.126.687,37	R\$	77.500,78	R\$	216.901,53	R\$	88.654.254,05
jul/24	R\$	3.381.314,86	R\$	96.220,17	R\$	239.295,17	R\$	93.406.057,39
ago/24	R\$	3.793.139,60	R\$	63.235,53	R\$	265.234,38	R\$	98.756.568,42
set/24	R\$	3.874.009,65	R\$	155.253,83	R\$	270.633,90	R\$	102.390.298,75
out/24	R\$	4.394.223,66	R\$	128.884,90	R\$	278.422,11	R\$	106.891.938,02
nov/24	R\$	3.899.287,21	R\$	247.149,27	R\$	284.929,13	R\$	111.376.134,60

# DF-PREVIDÊNCIA

Taxa de Carregamento						
Mês	Tx. Carreg. Mensal		Acumulado Anual		Acumulado Total	Média mensal últimos 6 meses
abr/19	R\$	323,39	R\$	323,39	R\$	323,39
mai/19	R\$	763,51	R\$	1.086,90	R\$	543,45
jun/19	R\$	858,84	R\$	1.945,74	R\$	648,58
jul/19	R\$	1.519,37	R\$	3.465,11	R\$	866,28
ago/19	R\$	2.568,04	R\$	6.033,15	R\$	1.206,63
set/19	R\$	4.262,76	R\$	10.295,91	R\$	1.715,99
out/19	R\$	5.763,26	R\$	16.059,17	R\$	2.622,63
nov/19	R\$	5.413,57	R\$	21.472,74	R\$	3.397,64
dez/19	R\$	5.521,32	R\$	26.994,06	R\$	4.174,72
jan/20	R\$	5.281,01	R\$	5.281,01	R\$	4.801,66
fev/20	R\$	19.477,87	R\$	24.758,88	R\$	7.619,97
mar/20	R\$	18.923,21	R\$	43.682,09	R\$	10.063,37
abr/20	R\$	27.872,01	R\$	71.554,10	R\$	13.748,17
mai/20	R\$	35.266,11	R\$	106.820,21	R\$	18.723,59
jun/20	R\$	31.922,45	R\$	138.742,66	R\$	23.123,78
jul/20	R\$	35.283,11	R\$	174.025,77	R\$	28.124,13
ago/20	R\$	32.658,90	R\$	206.684,67	R\$	30.320,97
set/20	R\$	36.719,35	R\$	243.404,02	R\$	33.286,99
out/20	R\$	38.211,19	R\$	281.615,21	R\$	35.010,19
nov/20	R\$	40.780,15	R\$	322.395,36	R\$	35.929,19
dez/20	R\$	51.525,46	R\$	373.920,82	R\$	39.196,36
jan/21	R\$	44.963,72	R\$	44.963,72	R\$	40.809,80
fev/21	R\$	41.417,48	R\$	86.381,20	R\$	42.269,56
mar/21	R\$	54.724,57	R\$	141.105,77	R\$	45.270,43
abr/21	R\$	54.301,04	R\$	195.406,81	R\$	47.952,07
mai/21	R\$	50.936,83	R\$	246.343,64	R\$	49.644,85
jun/21	R\$	60.009,26	R\$	306.352,90	R\$	51.058,82
jul/21	R\$	56.660,58	R\$	363.013,48	R\$	53.008,29
ago/21	R\$	58.694,08	R\$	421.707,56	R\$	55.887,73
set/21	R\$	60.893,40	R\$	482.600,96	R\$	56.915,87
out/21	R\$	60.119,46	R\$	542.720,42	R\$	57.885,60
nov/21	R\$	60.780,53	R\$	603.500,95	R\$	59.526,22
dez/21	R\$	79.797,89	R\$	683.298,84	R\$	62.824,32
jan/22	R\$	59.905,35	R\$	59.905,35	R\$	63.365,12
fev/22	R\$	70.373,23	R\$	130.278,58	R\$	65.311,64
mar/22	R\$	72.026,13	R\$	202.304,71	R\$	67.167,10
abr/22	R\$	83.731,77	R\$	286.036,48	R\$	71.102,48
mai/22	R\$	95.065,71	R\$	381.102,19	R\$	76.816,68
jun/22	R\$	101.834,45	R\$	482.936,64	R\$	80.489,44
jul/22	R\$	104.534,41	R\$	587.471,05	R\$	87.927,62
ago/22	R\$	116.259,34	R\$	703.730,39	R\$	95.575,30
set/22	R\$	115.263,12	R\$	818.993,51	R\$	102.781,47
out/22	R\$	114.821,88	R\$	933.815,39	R\$	107.963,15
nov/22	R\$	116.830,54	R\$	1.050.645,93	R\$	111.590,62
dez/22	R\$	168.945,04	R\$	1.219.590,97	R\$	122.775,72
jan/23	R\$	100.700,17	R\$	100.700,17	R\$	122.136,68
fev/23	R\$	120.721,19	R\$	221.421,36	R\$	122.880,32
mar/23	R\$	124.743,22	R\$	346.164,58	R\$	124.460,34
abr/23	R\$	130.464,33	R\$	476.628,91	R\$	127.067,42
mai/23	R\$	143.185,87	R\$	619.814,78	R\$	131.459,97
jun/23	R\$	137.064,53	R\$	756.879,31	R\$	126.146,55
jul/23	R\$	137.235,34	R\$	894.114,65	R\$	132.235,75
ago/23	R\$	157.726,71	R\$	1.051.841,36	R\$	138.403,33
set/23	R\$	180.893,97	R\$	1.232.735,33	R\$	147.761,79
out/23	R\$	190.398,68	R\$	1.423.134,01	R\$	157.750,85
nov/23	R\$	193.799,98	R\$	1.616.933,99	R\$	166.186,54
dez/23	R\$	245.853,31	R\$	1.862.787,30	R\$	184.318,00
jan/24	R\$	193.522,39	R\$	193.522,39	R\$	193.699,17
fev/24	R\$	207.682,09	R\$	401.204,48	R\$	202.025,07
mar/24	R\$	203.544,89	R\$	604.749,37	R\$	205.800,22
abr/24	R\$	211.109,60	R\$	815.858,97	R\$	209.252,04
mai/24	R\$	215.559,30	R\$	1.031.418,27	R\$	212.878,60
jun/24	R\$	216.901,53	R\$	1.248.319,80	R\$	208.053,30
jul/24	R\$	239.295,17	R\$	1.487.614,97	R\$	215.682,10
ago/24	R\$	265.234,38	R\$	1.752.849,35	R\$	225.274,15
set/24	R\$	270.633,90	R\$	2.023.483,25	R\$	236.455,65
out/24	R\$	278.422,11	R\$	2.301.905,36	R\$	247.674,40
nov/24	R\$	284.929,13	R\$	2.586.834,49	R\$	259.236,04

# DF-PREVIDÊNCIA

Fluxo Financeiro: Migração x Automática				
Mês	Entradas/Saídas (%)		Fechamento - Saldo (R\$)	
	Automática	Migração	Automática	Migração
abr/19	29%	71%	R\$ 1.247,21	R\$ 3.053,51
mai/19	38%	62%	R\$ 5.118,38	R\$ 9.372,93
jun/19	40%	60%	R\$ 9.713,51	R\$ 16.271,07
jul/19	33%	67%	R\$ 16.469,49	R\$ 29.967,80
ago/19	42%	58%	R\$ 30.968,34	R\$ 50.019,70
set/19	46%	54%	R\$ 57.260,59	R\$ 80.942,22
out/19	54%	46%	R\$ 103.071,78	R\$ 120.099,19
nov/19	53%	47%	R\$ 141.556,76	R\$ 154.301,73
dez/19	54%	46%	R\$ 182.869,15	R\$ 189.735,96
jan/20	50%	50%	R\$ 219.303,80	R\$ 226.213,26
fev/20	40%	60%	R\$ 323.467,09	R\$ 382.250,53
mar/20	34%	66%	R\$ 401.113,77	R\$ 537.656,74
abr/20	28%	72%	R\$ 507.503,42	R\$ 808.247,18
mai/20	29%	71%	R\$ 671.193,53	R\$ 1.200.671,74
jun/20	27%	73%	R\$ 794.140,91	R\$ 1.525.994,46
jul/20	30%	70%	R\$ 946.977,90	R\$ 1.877.819,32
ago/20	27%	73%	R\$ 1.059.392,30	R\$ 2.184.151,53
set/20	26%	74%	R\$ 1.182.176,70	R\$ 2.540.507,23
out/20	23%	77%	R\$ 1.293.960,32	R\$ 2.919.148,04
nov/20	26%	74%	R\$ 1.469.275,29	R\$ 3.401.403,60
dez/20	27%	73%	R\$ 1.699.064,63	R\$ 4.009.999,35
jan/21	27%	73%	R\$ 1.849.138,83	R\$ 4.418.866,68
fev/21	27%	73%	R\$ 1.976.560,69	R\$ 4.769.177,99
mar/21	48%	52%	R\$ 2.420.235,43	R\$ 5.261.532,41
abr/21	49%	51%	R\$ 2.842.755,11	R\$ 5.732.262,86
mai/21	49%	51%	R\$ 3.218.016,79	R\$ 6.137.750,46
jun/21	50%	50%	R\$ 3.615.113,25	R\$ 6.535.854,19
jul/21	47%	53%	R\$ 3.957.443,80	R\$ 6.908.821,16
ago/21	47%	53%	R\$ 4.315.622,18	R\$ 7.303.463,47
set/21	47%	53%	R\$ 4.683.701,10	R\$ 7.707.093,77
out/21	46%	54%	R\$ 4.968.548,90	R\$ 8.006.447,17
nov/21	46%	54%	R\$ 5.400.606,31	R\$ 8.533.774,56
dez/21	47%	53%	R\$ 5.970.390,99	R\$ 9.204.567,01
jan/22	46%	54%	R\$ 6.495.740,43	R\$ 9.836.605,19
fev/22	47%	53%	R\$ 7.016.233,51	R\$ 10.427.749,09
mar/22	47%	53%	R\$ 7.674.187,73	R\$ 11.237.237,27
abr/22	48%	52%	R\$ 8.268.263,89	R\$ 11.848.928,39
mai/22	48%	52%	R\$ 8.980.214,95	R\$ 12.650.385,48
jun/22	71%	29%	R\$ 10.082.150,88	R\$ 12.963.319,60
jul/22	65%	35%	R\$ 11.198.881,10	R\$ 13.665.507,85
ago/22	69%	31%	R\$ 12.591.312,02	R\$ 14.433.289,44
set/22	64%	36%	R\$ 13.671.641,57	R\$ 15.096.010,02
out/22	65%	35%	R\$ 14.953.219,49	R\$ 15.930.534,61
nov/22	65%	35%	R\$ 16.030.665,67	R\$ 16.457.814,62
dez/22	67%	33%	R\$ 17.527.648,97	R\$ 17.182.704,76
jan/23	69%	31%	R\$ 18.809.552,09	R\$ 17.918.930,83
fev/23	65%	35%	R\$ 19.722.067,85	R\$ 18.360.606,37
mar/23	70%	30%	R\$ 21.233.744,64	R\$ 19.113.619,18
abr/23	72%	28%	R\$ 22.927.877,35	R\$ 19.922.899,81
mai/23	75%	25%	R\$ 25.240.049,23	R\$ 20.951.529,94
jun/23	69%	31%	R\$ 27.234.969,73	R\$ 22.101.644,08
jul/23	79%	21%	R\$ 29.025.978,74	R\$ 22.780.095,57
ago/23	82%	18%	R\$ 30.703.638,90	R\$ 23.095.287,90
set/23	78%	22%	R\$ 32.880.446,18	R\$ 23.668.326,77
out/23	85%	15%	R\$ 35.260.034,10	R\$ 23.961.733,06
nov/23	84%	16%	R\$ 39.329.378,47	R\$ 25.392.270,62
dez/23	84%	16%	R\$ 43.292.713,36	R\$ 26.617.961,87
jan/24	85%	15%	R\$ 45.320.659,37	R\$ 26.972.385,69
fev/24	86%	14%	R\$ 48.244.886,57	R\$ 27.677.623,75
mar/24	87%	13%	R\$ 50.868.749,20	R\$ 28.207.403,07
abr/24	86%	14%	R\$ 52.928.965,63	R\$ 28.358.651,15
mai/24	85%	15%	R\$ 55.789.122,03	R\$ 28.996.659,88
jun/24	88%	12%	R\$ 59.022.238,80	R\$ 29.638.666,75
jul/24	89%	11%	R\$ 62.934.197,33	R\$ 30.478.617,67
ago/24	90%	10%	R\$ 67.397.126,45	R\$ 31.366.343,08
set/24	91%	9%	R\$ 70.722.469,08	R\$ 31.674.729,65
out/24	89%	11%	R\$ 74.683.862,35	R\$ 32.215.194,64
nov/24	88%	12%	R\$ 78.481.306,48	R\$ 32.902.376,31

# DF-PREVIDÊNCIA

Fluxo Financeiro: Participante x Patrocinador								
Mês	Entradas/Saídas			Fechamento - Saldo (R\$)				
	Participante		Patrocinador	Participante		Patrocinador		
abr/19	R\$	2.767,36	R\$	1.529,07	R\$	2.770,12	R\$	1.530,60
mai/19	R\$	4.495,14	R\$	5.648,66	R\$	7.288,80	R\$	7.202,51
jun/19	R\$	5.662,71	R\$	5.747,49	R\$	12.993,04	R\$	12.991,53
jul/19	R\$	10.092,85	R\$	10.092,85	R\$	23.219,10	R\$	23.217,74
ago/19	R\$	17.109,70	R\$	17.109,70	R\$	40.494,48	R\$	40.493,11
set/19	R\$	28.502,64	R\$	28.130,98	R\$	69.288,47	R\$	68.913,88
out/19	R\$	45.581,18	R\$	38.470,54	R\$	115.343,31	R\$	107.827,21
nov/19	R\$	35.961,50	R\$	35.961,51	R\$	151.696,80	R\$	144.161,24
dez/19	R\$	37.411,86	R\$	36.677,26	R\$	190.467,11	R\$	182.137,54
jan/20	R\$	43.116,39	R\$	27.045,39	R\$	235.034,37	R\$	210.482,23
fev/20	R\$	121.353,01	R\$	137.424,01	R\$	357.107,71	R\$	348.609,44
mar/20	R\$	125.908,19	R\$	125.377,76	R\$	473.813,37	R\$	464.956,68
abr/20	R\$	185.541,79	R\$	183.537,46	R\$	663.338,39	R\$	652.411,76
mai/20	R\$	313.766,26	R\$	207.101,53	R\$	995.856,44	R\$	876.008,36
jun/20	R\$	215.926,53	R\$	205.857,75	R\$	1.225.775,98	R\$	1.094.358,91
jul/20	R\$	230.485,25	R\$	233.355,55	R\$	1.477.614,19	R\$	1.347.182,56
ago/20	R\$	185.013,85	R\$	245.163,88	R\$	1.654.262,28	R\$	1.586.754,29
set/20	R\$	268.952,44	R\$	241.320,73	R\$	1.907.264,13	R\$	1.812.913,49
out/20	R\$	252.041,38	R\$	251.530,15	R\$	2.152.588,31	R\$	2.058.021,54
nov/20	R\$	285.011,62	R\$	268.215,88	R\$	2.490.963,05	R\$	2.377.162,63
dez/20	R\$	378.642,71	R\$	335.672,33	R\$	2.933.353,75	R\$	2.773.100,30
jan/21	R\$	296.518,39	R\$	296.006,81	R\$	3.212.658,87	R\$	3.052.750,62
fev/21	R\$	274.731,18	R\$	271.067,19	R\$	3.452.553,43	R\$	3.290.615,17
mar/21	R\$	539.965,50	R\$	361.994,69	R\$	4.010.304,80	R\$	3.668.881,50
abr/21	R\$	439.694,44	R\$	357.818,07	R\$	4.500.243,17	R\$	4.072.164,12
mai/21	R\$	426.137,45	R\$	304.587,84	R\$	4.952.862,89	R\$	4.400.279,64
jun/21	R\$	365.765,96	R\$	425.933,48	R\$	5.320.463,71	R\$	4.827.878,11
jul/21	R\$	400.065,77	R\$	373.270,06	R\$	5.690.137,63	R\$	5.173.515,67
ago/21	R\$	410.169,54	R\$	386.807,01	R\$	6.077.212,01	R\$	5.539.271,85
set/21	R\$	428.846,98	R\$	401.291,55	R\$	6.475.523,39	R\$	5.912.681,90
out/21	R\$	397.238,92	R\$	396.068,20	R\$	6.763.757,14	R\$	6.208.690,43
nov/21	R\$	430.454,92	R\$	401.080,41	R\$	7.260.830,98	R\$	6.670.977,79
dez/21	R\$	545.055,60	R\$	521.983,62	R\$	7.896.185,85	R\$	7.276.170,29
jan/22	R\$	649.876,08	R\$	394.326,85	R\$	8.605.700,24	R\$	7.724.025,37
fev/22	R\$	617.733,23	R\$	464.748,29	R\$	9.238.875,10	R\$	8.202.483,09
mar/22	R\$	498.631,27	R\$	475.473,90	R\$	9.998.919,23	R\$	8.910.925,21
abr/22	R\$	874.766,32	R\$	552.869,75	R\$	10.755.069,88	R\$	9.360.559,09
mai/22	R\$	662.203,80	R\$	627.972,96	R\$	11.536.422,73	R\$	10.092.770,96
jun/22	R\$	1.104.366,84	R\$	661.202,43	R\$	12.454.382,06	R\$	10.589.771,02
jul/22	R\$	801.990,65	R\$	688.617,00	R\$	13.433.849,92	R\$	11.429.383,83
ago/22	R\$	983.027,37	R\$	739.459,83	R\$	14.654.310,93	R\$	12.369.254,11
set/22	R\$	776.208,47	R\$	750.812,80	R\$	15.550.923,71	R\$	13.215.658,04
out/22	R\$	790.826,44	R\$	759.075,94	R\$	16.646.943,01	R\$	14.235.721,27
nov/22	R\$	1.065.879,53	R\$	753.554,30	R\$	17.598.672,09	R\$	14.888.666,02
dez/22	R\$	1.187.345,56	R\$	1.079.808,98	R\$	18.752.482,52	R\$	15.956.729,88
jan/23	R\$	741.616,22	R\$	654.669,81	R\$	19.829.819,47	R\$	16.897.475,56
fev/23	R\$	799.098,62	R\$	799.428,80	R\$	20.497.373,47	R\$	17.584.056,34
mar/23	R\$	1.064.123,67	R\$	772.095,59	R\$	21.795.150,38	R\$	18.550.955,82
abr/23	R\$	1.054.745,31	R\$	862.927,71	R\$	23.166.566,54	R\$	19.682.935,57
mai/23	R\$	1.145.986,61	R\$	930.832,14	R\$	25.143.159,14	R\$	21.046.793,20
jun/23	R\$	982.435,99	R\$	858.912,81	R\$	26.834.991,90	R\$	22.500.005,61
jul/23	R\$	919.066,36	R\$	823.496,19	R\$	28.162.612,51	R\$	23.641.074,49
ago/23	R\$	1.129.752,40	R\$	1.037.730,20	R\$	29.197.423,62	R\$	24.598.979,42
set/23	R\$	1.709.827,72	R\$	1.191.691,91	R\$	30.826.343,17	R\$	25.719.836,09
out/23	R\$	1.814.326,45	R\$	1.258.318,23	R\$	32.427.161,84	R\$	26.801.685,95
nov/23	R\$	1.847.059,21	R\$	1.272.798,56	R\$	35.587.530,92	R\$	29.141.467,90
dez/23	R\$	1.850.724,30	R\$	1.607.510,86	R\$	38.360.037,89	R\$	31.557.634,06
jan/24	R\$	1.216.162,74	R\$	1.171.457,07	R\$	39.576.894,37	R\$	32.723.143,08
fev/24	R\$	1.378.418,52	R\$	1.370.654,39	R\$	41.436.986,68	R\$	34.492.597,81
mar/24	R\$	1.326.986,48	R\$	1.323.157,41	R\$	43.034.288,96	R\$	36.037.314,75
abr/24	R\$	1.593.499,00	R\$	1.375.828,31	R\$	44.215.392,15	R\$	37.067.416,24
mai/24	R\$	1.508.386,58	R\$	1.374.244,44	R\$	46.069.943,60	R\$	38.711.050,52
jun/24	R\$	1.622.865,86	R\$	1.408.679,17	R\$	48.157.267,20	R\$	40.496.986,85
jul/24	R\$	1.719.463,32	R\$	1.520.248,36	R\$	50.718.521,12	R\$	42.687.536,26
ago/24	R\$	1.996.183,88	R\$	1.733.689,94	R\$	53.594.208,72	R\$	45.162.359,70
set/24	R\$	1.927.484,91	R\$	1.790.530,24	R\$	55.476.364,30	R\$	46.913.934,44
out/24	R\$	2.422.390,77	R\$	1.842.287,75	R\$	58.027.601,03	R\$	48.864.336,98
nov/24	R\$	1.773.075,71	R\$	1.862.786,53	R\$	60.259.081,28	R\$	51.117.053,32

# DF-PREVIDÊNCIA

Quantidade de Participantes Ativos por órgão		
Patrocinador	Órgão	Quantidade
<b>CLDF</b>	CLDF - Câmara Legislativa	419
<b>DPDF</b>	DPDF - Defensoria Pública	59
<b>GDF</b>	ADASA - Agência Reguladora de águas, Energia e Saneamento	22
	ArPDF - Arquivo Público	4
	CACIDF - Casa Civil	2
	CGDF - Controladoria-Geral	14
	DERDF - Departamento de Estradas de Rodagem	3
	DETRAN-DF - Departamento de Trânsito	44
	DF LEGAL - Secretaria de Estado de Proteção da Ordem Urbanística	1
	FAPDF - Fundação de Apoio a Pesquisa	2
	FHB - Fundação Hemocentro de Brasília	49
	IBRAM - Instituto Brasília Ambiental	19
	INAS - Instituto de Assistência à Saúde dos Servidores	3
	IPREV-DF - Instituto de Previdência dos Servidores	36
	PGDF - Procuradoria-Geral	125
	PROCON-DF - Instituto de Defesa do Consumidor	5
	SEAGRIDF - Secretaria de Estado da Agricultura, Abastecimento e Desenvolvimento Rural	20
	SEAPEDF - Secretaria de Estado de Administração Penitenciária	11
	SECECDF - Secretaria de Estado de Cultura e Economia Criativa	8
	SEDESDF - Secretaria de Desenvolvimento Social	216
	SEDESTDF - Secretaria de Desenvolvimento Econômico Trabalho e Renda	2
	SEECDF - Secretaria de Economia	218
	SEEDF - Secretaria de Educação	537
	SEJUSDF - Secretaria de Estado de Justiça e Cidadania	317
	SELDf - Secretaria de Estado de Esporte e Lazer	1
SEMADF - Secretaria de Estado do Meio Ambiente	1	
SEMOBDF - Secretaria de Transporte e Mobilidade	10	
SESDf - Secretaria de Saúde	2308	
SETRABDF - Secretaria de Trabalho	1	
SETURDF - Secretaria de Turismo	2	
SLUDF - Serviço de Limpeza Urbana	55	
SMDF - Secretaria de Estado da Mulher	54	
SODF - Secretaria de Estado de Obras e Infraestrutura	2	
UnDF - Universidade	26	
ZOODF - Fundação Jardim Zoológico de Brasília	5	
<b>TCDF</b>	TCDF - Tribunal de Contas	168



# DF-PREVIDÊNCIA

COMPETÊNCIA:	11-2024
COTA FECHAMENTO:	R\$ 1,4636453552

## PROVISÕES MATEMÁTICAS:

<b>PROVISÕES MATEMÁTICAS</b>	R\$	111.267.903,48
<b>BENEFÍCIOS CONCEDIDOS</b>	R\$	-
Contribuição Definida	R\$	-
Saldo de conta dos Assistidos	R\$	-
Benef. Definido estruturado em Regime de Capitalização	R\$	-
VABF Programados	R\$	-
VABF Não Programados	R\$	-
<b>BENEFÍCIOS A CONCEDER</b>	R\$	111.267.903,48
Contribuição Definida	R\$	111.267.903,48
Saldo de conta: Patrocinador	R\$	51.117.053,51
Saldo de conta: Participante	R\$	52.514.082,25
Saldo de conta: Portabilidades	R\$	7.636.751,04
BD estruturado em Regime de Capitalização - Programado	R\$	-
BD estruturado em Regime de Capitalização - Não Programado	R\$	-
<b>(-) PROVISÕES MATEMÁTICAS A CONSTITUIR</b>	R\$	-
Fundos Previdenciais	R\$	108.231,12
Reversão de Saldo por exigência regulamentar	R\$	108.231,12
Reversão de Plano	R\$	-
Fundo previsto em NTA	R\$	-

## Tábuas biométricas em utilização

Mortalidade Geral (Feminina)	AT-2000 FEMALE
Mortalidade Geral (Masculina)	AT-2000 MALE
Entrada em Invalidez	LIGHT MÉDIA

## Premissas

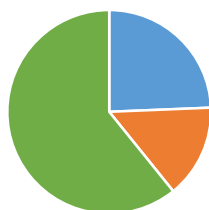
Taxa de juros reais anuais:	4%
Taxa de crescimento salarial:	1%
Teto RGPS (2020):	R\$ 6.101,06
Teto RGPS (2021):	R\$ 6.433,57
Teto RGPS (2022):	R\$ 7.087,22
Teto RGPS (2023):	R\$ 7.507,49
Teto RGPS (2024):	R\$ 7.786,02
UMP (2019):	R\$ 100,00
UMP (2020):	R\$ 103,53
UMP (2021):	R\$ 108,21
UMP (2022):	R\$ 119,10
UMP (2023):	R\$ 125,99

# DF-PREVIDÊNCIA

## Cobertura Adicional

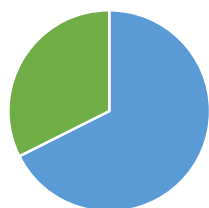
Faixa Etária	Apenas Invalidez		Apenas Falecimento		Ambos		Total	
	Homens	Mulheres	Homens	Mulheres	Homens	Mulheres	Homens	Mulheres
18 a 25	-	-	-	-	-	-	-	-
26 a 30	-	-	2	-	2	-	4	-
31 a 35	3	4	1	-	7	6	11	10
36 a 40	5	3	3	-	6	3	14	6
41 a 45	-	2	3	-	13	5	16	7
46 a 50	-	1	1	-	3	-	4	1
51 a 55	-	-	1	-	-	-	1	-
56 a 60	-	-	-	-	-	-	-	-
> 60	-	-	-	-	-	-	-	-
<b>Total</b>	<b>8</b>	<b>10</b>	<b>11</b>	<b>-</b>	<b>31</b>	<b>14</b>	<b>50</b>	<b>24</b>
		<b>18</b>		<b>11</b>		<b>45</b>		<b>74</b>

Cobertura Adicional(risco)



■ Apenas Invalidez ■ Apenas Falecimento ■ Ambos

Cobertura Adicional(risco)




■ Homens ■ Mulheres

# DF-PREVIDÊNCIA

## Cobertura Adicional

Seguro por Patrocinador								
Mês	Invalidez				Falecimento			
	DPDF	CLDF	GDF	TCDF	DPDF	CLDF	GDF	TCDF
18 a 25	-	-	-	-	-	-	-	-
26 a 30	-	1	-	1	1	1	1	1
31 a 35	1	7	7	5	1	6	4	3
36 a 40	-	4	7	6	-	3	6	3
41 a 45	1	9	9	1	1	10	9	1
46 a 50	-	-	3	1	-	-	3	1
51 a 55	-	-	-	-	-	-	1	-
56 a 60	-	-	-	-	-	-	-	-
> 60	-	-	-	-	-	-	-	-
<b>Total</b>	<b>2</b>	<b>21</b>	<b>26</b>	<b>14</b>	<b>3</b>	<b>20</b>	<b>24</b>	<b>9</b>
	<b>63</b>				<b>56</b>			
<b>Total</b>	<b>3%</b>	<b>33%</b>	<b>41%</b>	<b>22%</b>	<b>5%</b>	<b>32%</b>	<b>38%</b>	<b>14%</b>
	<b>85%</b>				<b>76%</b>			



Seguro								
Mês	Invalidez				Falecimento			
	Migr.	Autom.	Normal	Facult.	Migr.	Autom.	Normal	Facult.
18 a 25	-	-	-	-	-	-	-	-
26 a 30	-	2	-	-	-	4	-	1
31 a 35	6	14	3	2	4	10	3	2
36 a 40	11	5	3	5	6	5	2	4
41 a 45	12	8	6	7	11	10	4	7
46 a 50	3	1	1	2	3	1	1	2
51 a 55	-	-	-	-	1	-	-	1
56 a 60	-	-	-	-	-	-	-	-
> 60	-	-	-	-	-	-	-	-
<b>Total</b>	<b>32</b>	<b>30</b>	<b>13</b>	<b>16</b>	<b>25</b>	<b>30</b>	<b>10</b>	<b>17</b>
	<b>62</b>		<b>29</b>		<b>55</b>		<b>27</b>	
<b>Total</b>	<b>52%</b>	<b>48%</b>	<b>45%</b>	<b>55%</b>	<b>45%</b>	<b>55%</b>	<b>37%</b>	<b>63%</b>

# DF-PREVIDÊNCIA

## Cadastro

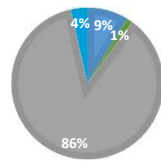
Mês	Patrocinadores				Tipo adesão			Sexo (Fem./Masc.)
	CLDF	DPDF	GDF	TCDF	Autom.	Migr.	Voluntária	
mar/19	-	-	1	-	1	-	-	0%; 100%
abr/19	1	-	6	1	7	1	-	75%; 25%
mai/19	-	-	8	1	7	2	-	78%; 22%
jun/19	-	-	11	-	3	8	-	36%; 64%
jul/19	7	-	1	-	8	-	-	44%; 56%
ago/19	7	-	6	-	13	-	-	57%; 43%
set/19	1	-	3	3	3	4	-	29%; 71%
out/19	-	-	-	-	-	-	-	-
nov/19	-	-	1	1	-	2	-	50%; 50%
dez/19	-	-	5	4	5	4	-	56%; 44%
jan/20	2	-	3	13	3	15	-	28%; 72%
fev/20	11	7	186	22	6	220	-	54%; 46%
mar/20	-	1	46	-	-	47	-	45%; 55%
abr/20	-	1	9	-	6	4	-	64%; 36%
mai/20	1	11	5	-	14	3	-	71%; 29%
jun/20	1	-	7	-	3	5	-	75%; 25%
jul/20	2	1	6	-	2	7	-	33%; 67%
ago/20	8	1	17	1	25	2	-	70%; 30%
set/20	-	1	1	-	1	1	-	50%; 50%
out/20	14	-	2	-	14	2	-	50%; 50%
nov/20	7	2	2	1	8	4	-	50%; 50%
dez/20	4	-	3	-	5	2	-	43%; 57%
jan/21	-	-	7	-	2	5	-	29%; 71%
fev/21	-	1	7	-	4	3	1	50%; 50%
mar/21	-	-	406	-	403	3	-	62%; 38%
abr/21	-	-	3	-	3	-	-	67%; 33%
mai/21	-	-	7	-	5	2	-	57%; 43%
jun/21	12	-	2	-	13	1	-	36%; 64%
jul/21	12	1	2	-	14	1	-	53%; 47%
ago/21	1	-	-	-	1	-	-	100%; 0%
set/21	1	-	8	7	13	3	-	63%; 38%
out/21	1	-	3	-	3	1	-	50%; 50%
nov/21	7	-	4	-	9	2	-	45%; 55%
dez/21	8	-	3	-	10	1	-	27%; 73%
jan/22	1	-	116	2	118	1	-	24%; 76%
fev/22	1	-	27	3	26	4	1	48%; 52%
mar/22	32	1	46	5	65	17	2	40%; 60%
abr/22	5	1	33	1	38	2	-	55%; 45%
mai/22	2	19	17	-	37	1	-	55%; 45%
jun/22	-	1	26	20	46	1	-	36%; 64%
jul/22	22	1	33	1	56	1	-	44%; 56%
ago/22	13	-	101	1	112	-	3	70%; 30%
set/22	-	-	11	-	8	1	2	55%; 45%
out/22	-	-	2	-	1	-	1	100%; 0%
nov/22	-	-	23	1	23	-	1	79%; 21%
dez/22	-	-	-	-	-	-	-	-
jan/23	52	-	3	-	55	-	-	45%; 55%
fev/23	12	-	4	-	13	1	2	31%; 69%
mar/23	1	1	197	1	200	-	-	72%; 29%
abr/23	2	1	40	19	61	1	-	50%; 50%
mai/23	3	3	43	-	48	-	1	47%; 53%
jun/23	3	-	65	-	68	-	-	71%; 29%
jul/23	17	-	51	-	66	1	1	49%; 51%
ago/23	7	-	244	-	247	2	2	61%; 39%
set/23	-	-	766	-	766	-	-	76%; 24%
out/23	2	-	63	-	65	-	-	66%; 34%
nov/23	10	1	53	-	64	-	-	72%; 28%
dez/23	7	-	30	-	36	-	1	59%; 41%
jan/24	10	1	36	-	45	-	2	62%; 38%
fev/24	8	1	21	-	30	-	-	68%; 32%
mar/24	18	-	19	-	37	-	-	59%; 41%
abr/24	16	-	32	1	47	-	2	59%; 41%
mai/24	18	-	73	-	89	-	2	53%; 47%
jun/24	5	1	63	-	69	-	-	77%; 23%
jul/24	19	-	147	49	211	4	-	53%; 47%
ago/24	3	-	358	-	360	1	-	77%; 23%
set/24	16	-	221	-	232	-	5	72%; 28%
out/24	3	-	300	10	310	2	1	65%; 35%
nov/24	3	-	78	-	81	-	-	65%; 35%
	419	59	4.123	168	4.344	395	30	
				4.769			4.769	
	9%	1%	86%	4%	91%	8%	1%	

# DF-PREVIDÊNCIA

## Cadastro

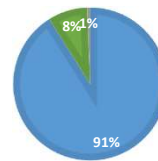
NÚMERO DE PARTICIPANTES (POR PATROCINADOR)

■ CLDF ■ DPDF ■ GDF ■ TCDF



NÚMERO DE PARTICIPANTES POR TIPO DE ADESÃO

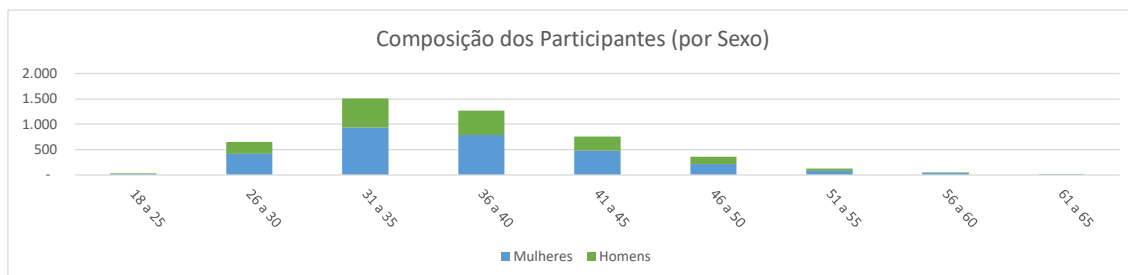
■ Autom. ■ Migr. ■ Voluntária



# DF-PREVIDÊNCIA

## Cadastro

Composição dos Participantes por Sexo						
Faixa Etária	Mulheres		Homens		Participantes	
	Abs.	Relativa	Abs.	Relativa	Abs.	Relativa
18 a 25	16	0,7%	16	0,7%	32	0,7%
26 a 30	417	17,3%	234	15,4%	651	13,7%
31 a 35	934	35,7%	573	35,7%	1.507	31,6%
36 a 40	792	25,8%	476	26,6%	1.268	26,6%
41 a 45	481	13,2%	277	13,5%	758	15,9%
46 a 50	211	5,0%	147	5,6%	358	7,5%
51 a 55	85	1,6%	40	1,6%	125	2,6%
56 a 60	34	0,6%	13	0,6%	47	1,0%
61 a 65	10	0,1%	8	0,2%	18	0,4%
>66	4	0,1%	1	0,1%	5	0,1%
<b>TOTAL</b>	<b>2.984</b>	<b>100,0%</b>	<b>1.785</b>	<b>100,0%</b>	<b>4.769</b>	<b>100,0%</b>



Composição por tipo de Participante						
	Participantes				TOTAL	
	CLDF	DPDF	GDF	TCDF		
Participantes Patrocinados	419	59	4.091	168	4.737	99%
Participantes adesão voluntária	-	-	30	-	30	1%
Participantes Autopatrocinados	-	-	1	-	1	0%
Participantes Especiais (BPD)	-	-	1	-	1	0%
<b>TOTAL</b>	<b>419</b>	<b>59</b>	<b>4.123</b>	<b>168</b>	<b>4.769</b>	<b>100%</b>
	9%	1%	86%	4%		
Ex-Participantes	5	2	57	3	67	
Portabilidade Saída	15	2	12	3	32	
Resgate Total	5	-	25	5	35	
Cancelamentos	28	6	192	2	228	

% de Retenção **94%**

5,83%

20

# DF-PREVIDÊNCIA

## Atendimentos

CANAL/ ASSUNTO	Dúvida plano	Cancelamento	IRPF	Cobertura Adicional	Acesso ao Portal	Outros	Portabilidade	Migração
Email da Seguridade	1	1	0	0	0	0	0	0
Email do Atendimento	5	10	1	3	6	13	6	1
Telefone	10	8	2	1	1	2	2	0
Whatsapp	31	3	1	1	12	7	5	0
Instagram	0	0	0	0	0	0	0	0
Presencial	2	0	0	0	0	0	0	0
Remoto	0	0	0	0	0	0	0	0
Fale conosco - site	0	0	0	0	0	0	0	0
<b>TOTAL</b>	<b>49</b>	<b>22</b>	<b>4</b>	<b>5</b>	<b>19</b>	<b>22</b>	<b>13</b>	<b>1</b>

TOTAL DE ATENDIMENTOS

135

### ATENDIMENTOS POR ASSUNTO

